



Keeping Facilities Looking New For Longer

Healthcare



A new era of Door & Wall Protection Systems

Australia's Most Durable Door & Wall Protection Systems



Acculine is an Australian owned supplier of Door & Wall protection systems for Healthcare facilities. Our mission is to 'Keep your Building Looking New for Longer'. We do this by designing, manufacturing and supplying the most durable and functional interior protection in Australia. Hospitals are the most demanding of environments and need resilient materials to suit the intense circumstances.

What makes Acculine unique?



Quality

Acculine know how demanding and busy hospital environments are. Products need to be durable and robust to stand the test of time. That is why all Acculine Inpro products are backed by a 25 year product durability warranty.



Range

Acculine has the widest product and colour range, with over **130 Solid, Woodlands and Metallics** colours to blend in with any interior colour scheme. All our colours are matched against Dulux paint equivalents, for easy reference.



Availability

We pride ourselves on our quick turnaround with Australia's **largest inventory** of Door & Wall protection products. By reducing supply chain dependance from overseas and increasing in-house manufacture capabilities, Acculine is the local supplier of choice.




Service

Do you have a unique challenge that you don't know how to solve? Talk to our team and we can arrange an **onsite consultation** and **site measure**.

Do you **need installation**? Acculine have their own in-house install team and accredited contractors nationwide to assist with installation.

Contents

Colours - Standard Solid, Woodlands, Metallics, Patterns 1-2



Door Frame Protection 3-6
How to Measure?
Door Frame Protection
Measuring Sheet



Door Protection 7-8
Door Protection
Measuring Sheet



Corner Guards 9-10



Hand Rails 11-12
Handrail/Crashrail
Combination Systems
Single Rail Systems



Wall Guards 13-14



Nature's Steel 15-16



Printed Palladium 17-18



Wall Protection 19-20
Rigid Vinyl Wall Sheet
Rub Strip

Acculine Price List 23-24

Colour Range

Standard Solid Colours











Scan For Our
Dulux Colour
Matches & LRV



 Designer White	 Feather	 White Sand	 Eggshell	 Antique White
 Oatmeal	 Biscotti	 Beige	 Monterey	 Chamois
 Pyramid	 Clam Shell	 Chino	 Sand Dune	 Monsoon
 Pebble Gray	 Taupe	 Pepperdust	 Slate	 River Rock
 Whisper	 Dover White	 Sandstone	 Wood Drift	 Light Beige
 Haze	 Khaki Brown	 Hickory	 Creme Brulee	 Cashew
 Camelback	 Caramel	 Popcorn	 Linen	 Beeswax
 Rattan	 Burlap	 Moccasin	 Saddle	 Truffle
 French Roast	 Wheat Field	 Palomino	 Penny	 Sonora
 Cinnabar	 Chestnut	 Merlot	 Dark Brown	 Cardinal
 Ivory	 Sprout	 Veranda	 Olive	 Seagrass
 Cactus	 Meadow	 Morning Sage	 Sea Salt	 Crystal Jade
 English Green	 Porcelain Blue	 Island Blue	 Sterling	 Deco Blue
 Serenity	 Clear Blue	 Fairy Dust	 Buoyant Blue	 Periwinkle
 Brittany Blue	 Point Blue	 Blue Mist	 Skylight	 Cadet Blue

Unsure of colour? Contact Acculine on (03) 9334 5911 or sales@acculine.com.au to request colour swatches. Free of charge. Dispatched within 24 hours.

Standard Solid Colours cont..

 Gala	 Elm Gray	 Graystone	 Dove Gray	 Silver
 Pewter Gray	 Storm Cloud	 Sharkskin	 Shiprock	 Castle
 Black	 Blue Intent	 Young Bud	 Winter Orange	

Woodlands Patterns

 Natural Maple	 Sugar Maple	 Santa Rosa Oak	 Applewood	 Beechnut
 Chatsworth Oak	 Honey Nut	 Amber Cherry	 Boston Cherry	 Shaker Cherry
 Crown Cherry	 Beechwood	 Barrel Oak	 American Teak	 Hazelwood
 Coffee Bean	 American Walnut	 Ashwood Plank	 Smoked Stratus	 Washed Walnut
 Trestle Nut	 Persian Walnut	 Wabash	 Urbanwood	

Metallics

 Brushed Silver	 Brushed Nickel	 Pearl White	 Platinum	 Tungsten
 Midnight Blue	 Onyx	 White Gold	 Antique Bronze	 Soft Gold
 Antique Nickel	 Antique Moss	 Smooth Bronze		

Elements Patterns

 Wisp	 Fiber Sand	 Fiber Terra	 Boulder	 Fiber Fossil
 Fiber Stone	 Glimpse			

Door Frame Protection

Door Frame Protection is especially unique to Acculine because it is made as a one-piece wrap (TotalWrap), rather than being made from multiple pieces. It is custom formed to suit the exact dimensions of each door frame.

Durable

One-piece TotalWrap frame protection is a snug fit and won't separate from the frame. Caulk joints on frame protection constructed from multiple pieces will fail upon impact.

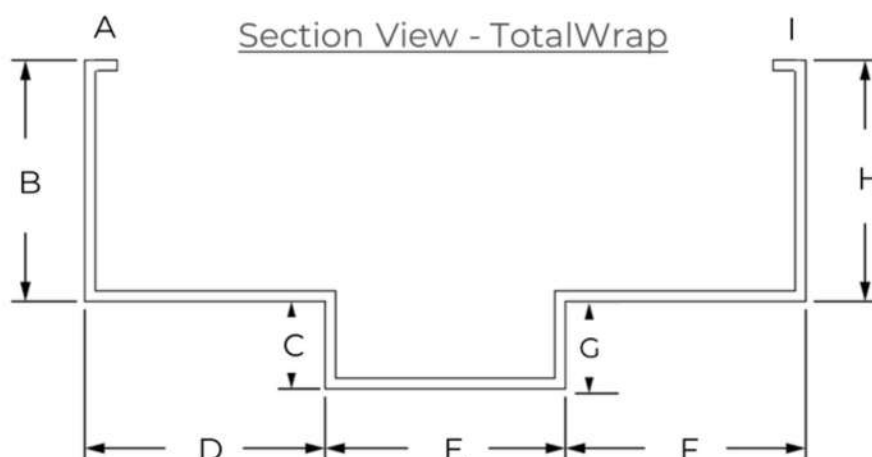
Attractive

A one-piece wrap doesn't have unsightly caulk joints like multiple piece frame protection does.

Infection Control

Seamless one-piece wrap frame protection is very easy to clean. Failed caulk joints become a dust catcher and harbour bacteria

Spot the full height frame protection



Why is one piece better than multiple pieces?

Scan to watch video






Full Wrap
(latch side)



Half Wrap
(hinge side)

Custom Profiles
Suitable for fire doors
Full or part height



Measuring for Door Frame Protection



Full wrap v. half wrap - What is the difference?

Half wraps are primarily installed on the hinge side of doors, enveloping slightly more than half of the frame, making them a standard choice for the hinge sides of single doors and both sides of double doors, which do not have a latch side. In contrast, full wraps are for the latch side of single doors to provide comprehensive protection to the frame's exposed and vulnerable areas. Full wraps are not commonly used on the hinge side, as the portion of the frame not covered is usually shielded by the door leaf.

What is the process for ordering Door Frame Protection?

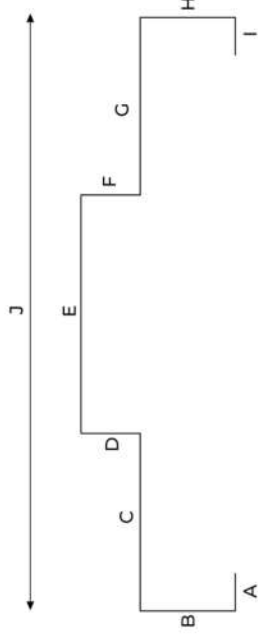
- 1** You measure the door frame dimensions and email them to sales@acculine.com.au.
- 2** Acculine posts you a 2D template of the frame profile within 1 week of receiving sizes, so you can check your dimensions are correct and make any necessary final adjustments.
- 3** Once 2D templates are made to suit the door frame sizes, Acculine goes into production of the actual door frame protectors.

How much tolerance? Does Acculine add tolerance?

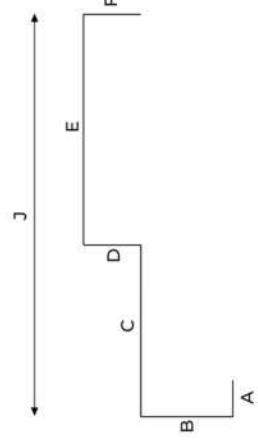
When measuring your door frame, do not add tolerance to the measurements as this will be done by the Acculine team. With some dimensions, the Acculine team rounds up, whilst other dimensions are rounded down. If you are unsure whether to round up or down to the nearest millimetre, show it as .5 and the Acculine team will determine whether the dimension should be rounded up or down.

Door Frame Protection Measure Sheet

Full Wrap



Half Wrap



Scan here to
complete online

Door Name/No.	Height (mm)	Colour	Tape	Quantity	Full Wrap	Half Wrap	A	B	C	D	E	F	G	H	I	J
Example	900	Feather	YES/ NO	3	✓		11	46	48	15	42	15				90
Example	900	Feather	YES/ NO	3		✓	11	46	48	15	42	15	48	46	11	138
			YES / NO													
			YES / NO													
			YES / NO													
			YES / NO													
			YES / NO													
			YES / NO													
			YES / NO													
			YES / NO													
			YES / NO													
			YES / NO													
			YES / NO													
			YES / NO													
			YES / NO													
			YES / NO													
			YES / NO													

Door Protection



Easy to Clean

Acculine's Palladium door protection is a rigid and anti-microbial product. Thanks to the velvet texture it is also very easy to keep clean, whether it be for infection control reasons or simply to remove marks from impact. It can also be rebated into doors to finish flush with the face of the door, to further enhance its infection control characteristics.



Compliant

Our door protection is compliant with the most stringent Australian and International standards, including:

- Fire Rated (2hr fire doors)
- Greengard certified
- 25 year durability warranty



Total Protection

Designed for the most demanding environments, our door protection can provide total protection to your doors, when used alongside Door Edge Protection and Door Frame Protection. Total door protection can provide significant cost savings, by increasing the lifetime and durability of hospital doors, whilst reducing the ongoing maintenance.

Doors are the most vulnerable area in a hospital. They are continually subject to impact from beds, trolleys and equipment. Acculine's Palladium® Door Protection can withstand the most demanding environments to increase the lifetime of your doors.



Scan here to
complete online

[illegible]

Corner Guards

Corners are susceptible to endless damage. Protect them and *keep your facility looking new for longer*. Whether you need a quick fix or an integrated, fire rated solution, we have the right corner guard for you.



Various Protection Levels

We offer a variety of Corner Guards to meet the demands of your facility. From Low Profile to Heavy Duty, you're sure to find the right solution for the level of protection you need



Material Options

Most of our Corner Guards can be made with Rigid Vinyl or G2 BioBlend®, but we also offer Aluminium or Stainless Steel.



Coordinating Products

Match your Corner Guards with our other Door + Wall protection products, including Palladium® Rigid Sheet Wall Protection.



Slimline Tape-On

The slimline tape-on corner guard is a robust yet unobtrusive corner guard for light to medium duty applications. Rather than thermoformed, it is extruded, giving it greater strength and precision.



Flush Mount

High impact with minimum obtrusion. Used in full height applications



High Impact BluNose Corner Guard

Co-extruded biopolymer retainer to cushion impact. Able to absorb up to 4x impact of traditional aluminium retainers

**4x
Impact**

Compared to traditional aluminium retainer



Stainless Steel

Stainless steel corner guards are easy to keep clean making them ideal for clinical areas. They come with a 3mm radius to the all corners for safety.



Mental Health

All corner guards can be fitted with anti-tamper fixings to prevent the cover from being removed and used as a weapon or for self-harm

Note: Not entire range. Visit acculine.com.au for more details

Handrails

Handrails/Crashrail Combination Systems



Endless Options

From slim and sleek to strong and sturdy, our handrails come in a variety of widths and styles to give you the look you want and the protection you need.



800 Series



1000 Series



1200 Series



3100 Series



3500 Series



Anti-Ligature Handrails

Specifically designed to keep behavioural health patients out of harm's way, our Ligature-Resistant Mounting Brackets eliminate the gap between drywall and handrail by providing a continuous aluminium rail length.



Note: Not entire range. Visit acculine.com.au for more details

Single Rail Systems



940 Series (Smooth Handrail)

With a perfectly smooth surface, the 940 handrail is a breeze to keep clean. It is a versatile and cost-effective solution. Suitable for demanding areas.

940W Series

Although timber handrails have been a popular trend over the past decade, the major maintenance and clinical challenges they create, see a trend towards the durable, yet realistic Woodlands timberlook option.



Black Bracket



Satin Stainless Steel Bracket

Why is the 940W unique?

- Durable: won't dent or splinter
- Easy to clean: smooth and antibacterial

Durable alternative to timber

Wall Guard

Guard your walls from scratches, dents and scrapes by installing wall guards. There's no need to let wheelchairs, hospital beds and service carts leave you with a constant maintenance headache. Our wall guards help maintain the crisp and clean feel in even the most demanding corridors, providing a continuous and highly durable crashrail that keeps your walls free from damage.



700 Series
(200mm)



1600 Series
(150mm)



1400 Series
(100mm)



1500 Series
(125mm)



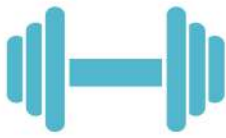
1800 Series
(200mm)



1300 Series
Bed Bumper
(H: 100mm
D: 50mm)



Wall Base
(Used for skirting
or wall protection)




Targeted Protection

Wall Guards offer targeted protection in the areas that receive the most abuse.



Material Options

Our Wall Guards are available in a variety of materials such as Rigid Vinyl, G2 BioBlend®, Aluminium, Stainless Steel to provide different appearances and levels of protection.



Versatile

Utilise Wall Guards to provide different spaces like headwalls, cafeterias, hallways, trolley bays, corridors, loading bays and bedheads.



DURABLE

Our Nature's Steel material boasts an impressive Janka hardness rating of 15.8kN, exceeding by more than 3x the durability of traditional hardwood timbers such as Victorian Ash and Tasmanian Oak, making it a truly unique natural material.

SUSTAINABLE

- Products that last longer, are highly renewable, biodegradable and have high carbon-sequestration are the perfect mix for sustainability.
- Bamboo, the heart of Nature's Steel is the fastest growing material on earth, making it a rapidly renewable alternative to slow-growing hardwood timbers.
- Harvesting bamboo shoots does not harm the mother plant, unlike tree harvesting. With the Victorian Government's ban to all logging of native forests, the demand for sustainable alternatives like Nature's Steel is set to rise.

NSH-40

Round handrail - 40mm diameter



NSCR-01

Crashrail - 150mm x 30mm



#2030by2030

We're on a mission to save 2030m³ of native Australian forest timber from logging by 2030.

CONTACT US

W: naturessteel.com.au
E: hello@naturessteel.com.au
P: (03) 9334 5911

FINISHES



Ghost Gum

Strand Woven or
Laminated



Native Oak

Strand Woven or
Laminated



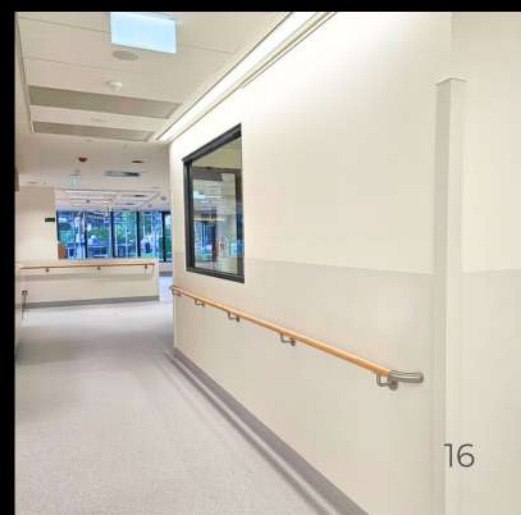
Dark Hazel

Strand Woven



Ebony Night

Strand Woven



Printed Palladium Wall Protection

Printed Palladium Wall Protection (formally Aspex®) is a unique product that incorporates interior protection with high-resolution graphics to enhance and bring inspiration into your environment.

Improve the quality of life for Hospital patients by using Printed Palladium wall protection in the following applications:

- Reception areas • ICU wards • Public Corridors • Paediatric wards • Operating theatres



Give Your Walls a Purpose
Motivate. Heal. Encourage. Inspire.



Your Walls Your Way

You select the image, we bring it to life. With Printed Palladium wall protection you have the ability to inspire your patients and visitors with unique, custom designs - so your walls can make a powerful statement, all while staying protected.



2X More Durable

We put our protection to the test! Printed Palladium wall protection is 2x more durable than alternatives.



Stands Up To Dirt And Grime

Not only is Printed Palladium wall protection durable, but it also stands up to dirt and grime! Printed Palladium achieved the highest rating of stain resistance and cleanability.



Printed Palladium
wall protection -
customisable



Wall Protection

Palladium® Rigid Vinyl Wall Protection

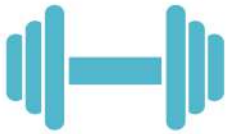


Features:

- Group 1 fire rated
- Versatile. Protect entire wall or part
- 1mm & 1.5mm thickness
- Low maintenance velvet texture (easy to clean)
- Available in Rigid Vinyl or G2 BioBlend® materials

Standard Sheet Sizes:

- 1220mm x 3040mm
- 1220mm x 2440mm



Durable

Palladium® is extremely durable and cost effective. Offered in two different thicknesses, you can select the right fit for your walls and rest assured that they are safeguarded with superior impact resistance.



Material Options


While our Palladium® Rigid Vinyl is the most durable option, we understand that there is sometimes a need for a PVC-free solution. That's why we supply G2 BioBlend®, a breakthrough in sustainability, made using a biopolymer blend of PETG and bio-based content.



Various Applications

Palladium® can be used in many different applications, including Wall Covering, Door Protection, Wall Panels and more. However you use it, your doors and walls will look new for years to come!






Rub Strip

Features:

- Made from Palladium® Rigid Vinyl
- Cost effective
- Targeted protection
- Achieve a professional look with factory bevelled top/bottom edges





*Keep Your
Building Looking
New for Longer*





Price List

All prices advertised exclude 10% GST. Prices are subject to change without notice.

DOOR PROTECTION		Width: 420-600mm	Width: 605-780mm	Width: 785-1200mm			
Kickplates	Rigid Vinyl Door Kickplates - 300mm high	\$ 38.00	\$ 50.00	\$ 74.00			
	Rigid Vinyl Door Kickplates - 600mm high	\$ 74.00	\$ 95.00	\$ 139.00			
	Rigid Vinyl Door Kickplates - 1200mm high	\$ 140.00	\$ 187.00	\$ 273.00			
DOOR FRAME PROTECTION		0-1220mm	1225-2440mm				
Door Frame Protection	Door Frame Protection - Half Wrap	\$ 108.00	\$ 216.00				
	Door Frame Protection - Full Wrap	\$ 154.00	\$ 308.00				
CORNER GUARDS		0-1220mm	1225-2440mm	2445-3660mm			
Tape On Corner Guards	19x19mm Tape On Corner Guards - 90 degrees	\$ 48.00	\$ 29.00	\$ 49.00			
	38x38mm Tape On Corner Guards - 90 degrees	\$ 27.00	\$ 54.00	\$ 81.00			
	38x38mm Tape On Corner Guards - 135 degrees	\$ 60.00	\$ 102.00	\$ 115.00			
	50x50mm Tape On Corner Guards - 90 degrees	\$ 40.00	\$ 76.00	\$ 108.00			
	50x50mm Bullnose Tape On Corner Guards	\$ 65.00	\$ 113.00	\$ 129.00			
	75x75mm Tape On Corner Guards - 90 degrees	\$ 49.00	\$ 99.00	\$ 148.00			
	75x75mm Tape On Corner Guards - 135 degrees	\$ 90.00	\$ 173.00	\$ 196.00			
High Impact Corner Guards (includes vinyl cover, retainer and top/bottom endcaps)	130 Series HICG Aluminium Retainer 75x75mm - 135 degrees	\$ 97.00	\$ 190.00	\$ 172.00			
	130 Series HICG BluNose Retainer 75x75mm - 135 degrees	\$ 121.00	\$ 225.00	\$ 252.00			
	150 Series HICG Aluminium Retainer 75x75mm - 90 degrees	\$ 62.00	\$ 128.00	\$ 170.00			
	150 Series HICG BluNose Retainer 75x75mm - 90 degrees	\$ 87.00	\$ 165.00	\$ 249.00			
	160 Series HICG Aluminium Retainer 50x50mm - 90 degrees	\$ 49.00	\$ 100.00	\$ 134.00			
	160 Series HICG BluNose Retainer 50x50mm - 90 degrees	\$ 72.00	\$ 136.00	\$ 198.00			
	170 Series Bullnose HICG Aluminium Retainer 75x75mm - 90 degrees	\$ 192.00	\$ 359.00	\$ 382.00			
	170 Series Bullnose HICG BluNose Retainer 75x75mm - 90 degrees	\$ 123.00	\$ 225.00	\$ 242.00			
Flush Mount Corner Guards	130F Flush Mount Corner Guards 75x75mm - 135 degrees	\$ 400.00	\$ 798.00	\$ 1,195.00			
	150F Flush Mount Corner Guards 75x75mm - 90 degrees	\$ 359.00	\$ 715.00	\$ 1,071.00			
	160F Flush Mount Corner Guards 50x50mm - 90 degrees	\$ 306.00	\$ 611.00	\$ 914.00			
	170F Flush Mount Bullnose Corner Guards 75x75mm - 90 degrees	\$ 388.00	\$ 773.00	\$ 1,158.00			
Clear Corner Guards	19x19mm Clear Corner Guards - 90 degrees	\$ 22.00	\$ 44.00				
	29x29mm Clear Corner Guards - 90 degrees	\$ 41.00	\$ 78.00				
	64x64mm Clear Corner Guards - 90 degrees	\$ 83.00	\$ 121.00				
	64x64mm Clear Corner Guards - 135 degrees	\$ 159.00	\$ 205.00				
	50x50mm Stainless Steel Corner Guards	\$ 72.00	\$ 136.00	\$ 198.00			

Contact (03) 9334 5911 or sales@acculine.com.au for project pricing. Use this price list for orders less than \$2,500

Price List

All prices advertised exclude 10% GST. Prices are subject to change without notice.

HANDRAILS*		Handrail Length: 3660mm*	Mounting Bracket*	Left Return	Right Return	Outside Corner	Inside Corner
Handrail/Crashrail Combination Systems	800 Series Handrail	\$ 449.00	\$ 19.00	\$ 43.00		\$ 35.00	\$ 35.00
	1000 Series Handrail	\$ 626.00	\$ 18.00	\$ 58.00	\$ 58.00	\$ 23.00	\$ 25.00
	1100 Series Handrail	\$ 547.00	\$ 18.00	\$ 36.00	\$ 36.00	\$ 38.00	
	1200 Series Handrail	\$ 416.00	\$ 18.00	\$ 39.00	\$ 39.00	\$ 35.00	\$ 35.00
Single Rail Handrail Systems	940 Series Handrail	\$ 333.00	\$ 41.00	\$22 (left/right interchangeable)		\$25 (outside/inside interchangeable)	
	940W Series Handrail - Timberlook	\$ 366.00	\$ 41.00	\$ 49.00	\$ 49.00	\$52 (outside/inside interchangeable)	
WALL PROTECTION		White	Other Colours				
Rigid Vinyl Wall Sheet	1220x2440mm 1.5mm thick Wall Sheet	\$ 375.00	\$ 485.00				
	1220x3040mm 1.5mm thick Wall Sheet	\$ 440.00	\$ 585.00				
RUB STRIP		200mm high	300mm high	400mm high	600mm high	1200mm high	
Rub Strip	Palladium Rub Strip - tape included (per linear metre)	\$ 47.00	\$ 61.00	\$ 79.00	\$ 114.00	\$ 226.00	
WALL GUARDS*		Wall Guard Length: 3660mm*	Left Endcap	Right Endcap	Outside Corner	Inside Corner	
Wall Guards	700 Series Wall Guard	\$ 460.00	\$21 (left/right interchangeable)		\$ 28.00	\$ 33.00	
	1300 Series Wall Guard	\$ 443.00	\$24 (left/right interchangeable)		\$ 30.00	\$ 38.00	
	1400 Series Wall Guard	\$ 247.00	\$14 (left/right interchangeable)		\$ 18.00	\$ 19.00	
	1500 Series Wall Guard	\$ 585.00	\$ 11.00	\$ 11.00	\$ 21.00	\$ 14.00	
	1600 Series Wall Guard	\$ 393.00	\$19 (left/right interchangeable)		\$ 25.00	\$ 27.00	
	1800 Series Wall Guard	\$ 727.00	\$ 17.00	\$ 17.00	\$ 25.00	\$ 22.00	
NATURE'S STEEL		Handrail/Crashrail \$/LM	Stainless Steel Bracket	Stainless Steel Return	Crashrail Return 150x30mm	Crashrail Return 200x30mm	
Handrail	Round Handrail - 40mm diameter	\$ 51.00	\$ 45.00	\$ 55.00			
Crashrails	Crashrail - 150x30mm	\$ 68.00			\$ 40.00		
	Crashrail - 200x30mm	\$ 89.00				\$ 40.00	

***Note:** +15% wastage is recommended for handrail and wall guard lengths.
Allow 800-1000mm spacing for handrail mounting brackets.

Scan for
order form



Contact (03) 9334 5911 or sales@acculine.com.au for project pricing. Use this price list for orders less than \$2,500



Keeping buildings looking new for longer

acculine.com.au • (03) 9334 5911

135-139 Northcorp Blvd, Broadmeadows VIC 3047