


612 Series

A07 - Wall to Wall or Ceiling to Ceiling

A09 - Wall to Corner or Wall to Ceiling



Movement Rating ± 50%

Product Guide



Thermal



Exterior



Interior



Fire Rated
Option



Vapor Barrier
Option



Seismic

- ▶ Interior system application
- ▶ Flush mount interior and exterior systems reduce sightline
- ▶ Santoprene® seals - Field heat weldable for weather tight transitions
- ▶ Standard and Custom seal colors available.
 - All seals achieve UL Environmental Greenguard Gold Certification for ultra low VOC's
- ▶ System has centering bar for extra wide joints, eliminating the need for expensive pantograph
- ▶ May be installed to various substrates with mechanical anchors or epoxy adhesive

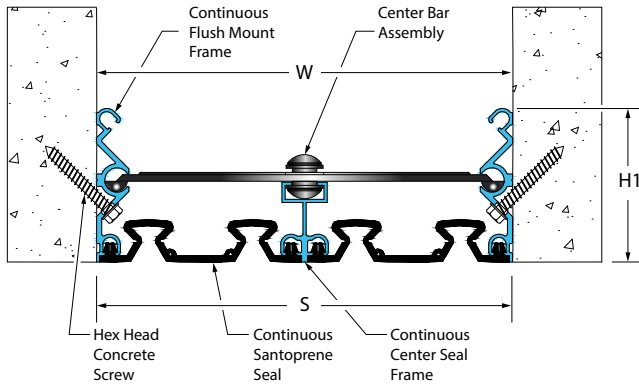
| Application | System | W | | H1 | | H2 | | S | | B | | Movement +/- | | | |
|----------------|-------------|-------------|-----|----------------|----|----------|----|-----------|-----|----------|----|--------------|-----|----------|-----|
| | | Joint Width | | Frame Height 1 | | Height 2 | | Sightline | | Blockout | | Horizontal | | Vertical | |
| | | US | mm | US | mm | US | mm | US | mm | US | mm | US | mm | US | mm |
| Wall to Wall | 612-A07-200 | 8" | 200 | 3" | 75 | * | * | 8" | 200 | * | * | 4" | 102 | 4" | 102 |
| | 612-A07-250 | 10" | 250 | 3" | 75 | * | * | 10" | 250 | * | * | 5" | 127 | 5" | 127 |
| | 612-A07-300 | 12" | 300 | 3" | 75 | * | * | 12" | 300 | * | * | 6" | 152 | 6" | 152 |
| | 612-A07-450 | 18" | 450 | 3" | 75 | * | * | 18" | 450 | * | * | 9" | 229 | 9" | 229 |
| | 612-A07-600 | 24" | 600 | 3" | 75 | * | * | 24" | 600 | * | * | 12" | 305 | 12" | 305 |
| Wall to Corner | 612-A09-200 | 8" | 200 | 3" | 75 | * | * | 8" | 200 | * | * | 4" | 102 | 4" | 102 |
| | 612-A09-250 | 10" | 250 | 3" | 75 | * | * | 10" | 250 | * | * | 5" | 127 | 5" | 127 |
| | 612-A09-300 | 12" | 300 | 3" | 75 | * | * | 12" | 300 | * | * | 6" | 152 | 6" | 152 |
| | 612-A09-450 | 18" | 450 | 3" | 75 | * | * | 18" | 450 | * | * | 9" | 229 | 9" | 229 |
| | 612-A09-600 | 24" | 600 | 3" | 75 | * | * | 24" | 600 | * | * | 12" | 305 | 12" | 305 |

IPC.1199/REV.11

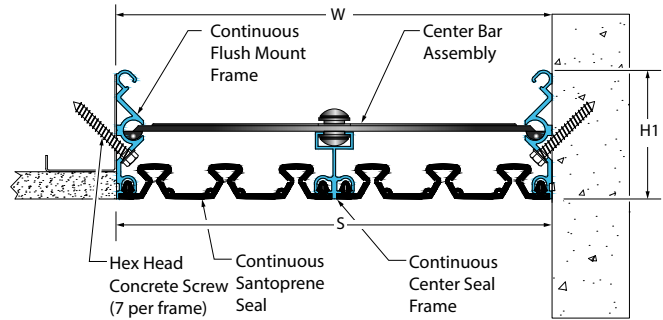
612 Series

Flush Mount Wall and Ceiling Systems

612-A07 Wall/Wall, Ceiling/Ceiling
(8" (200mm) system shown)

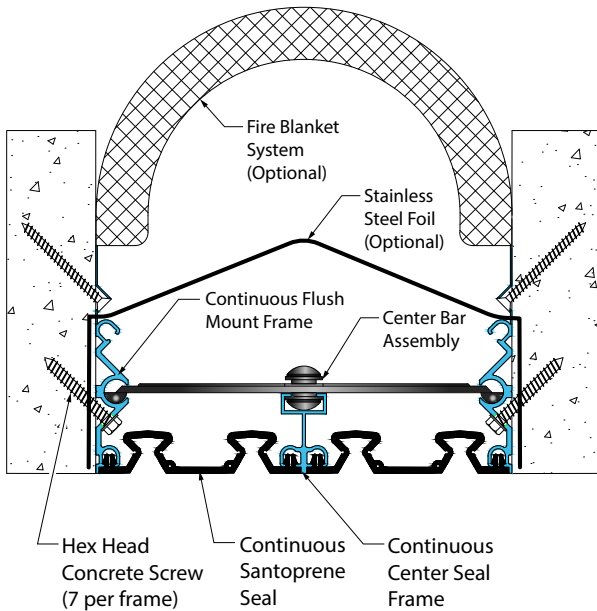


612-A09 Wall/Corner, Wall/Ceiling
(10" (250mm) system shown)



612 Series Options

Fire Blanket System
(8" (200mm) system shown)



EPDM Vapor Barrier System
(12" (300mm) system shown)

