

IPC® • 2020

MasterFormat® Divisions: 08 | 09 | 10 | 12

They're not just
**Door + Wall
Protection Systems.**



 **ACCULINE**

Architectural Products

inpro®



They're ding diminishers.

They're like bouncers, but for walls and doors. They're busy preventing constant damage while keeping up appearances all to preserve the look of building interiors. It's a tough job, but we're the ones who make it happen.

04

Why us?

04 Why us?

06

Wall Protection

24 Aspex® Printed Wall Protection
32 Palladium® Rigid Sheet Wall Protection
36 Wall Panel Systems

46 Specialty Wall Protection

48

Door Protection

48 High Impact Doors
49 Door Frame + Edge Protection
50 Kickplates

54

Corner Guards

54 Selection Guide
56 Low Profile Corner Guards
57 High Impact Corner Guards

62

Wall Guards

62 Selection Guide
64 Chair Rails, Cartguard
65 Wall Guards
66 Stainless Steel Wall Guards
67 Specialty Wall Guards

70

Handrails

70 Selection Guide
72 Handrails

76

Finishes

77 Woodlands™ Faux-Wood
78 Standard Solid Colors
80 Elements™ Patterns

82 Tools + Adhesives



why us?

Our foundation was built on Door and Wall protection - so we know the industry inside and out. Our in-house experts are here to guide you through the selection process so you're sure to get the right products for your next project.

unmatched protection

When it comes to wall protection, we believe in giving you options for material choices. We'll never sacrifice durability. Our products are designed to stand the test of time.



low maintenance

saving you time and money

design

forward

Our products may look high maintenance ... but don't let good looks fool you. Our products are long-lasting and easy to clean, saving you time and money on maintenance and repairs.

We're always adding new designs, colors and finishes to our product portfolio. Visit our Design Center on inpro.com for new ideas and inspiration to refresh your space!

aspex® printed wall protection





It's not just a wall.
It's a canvas.

Design your walls, your way. Give your walls purpose with printed wall protection.

Aspex[®]

Printed Wall Protection

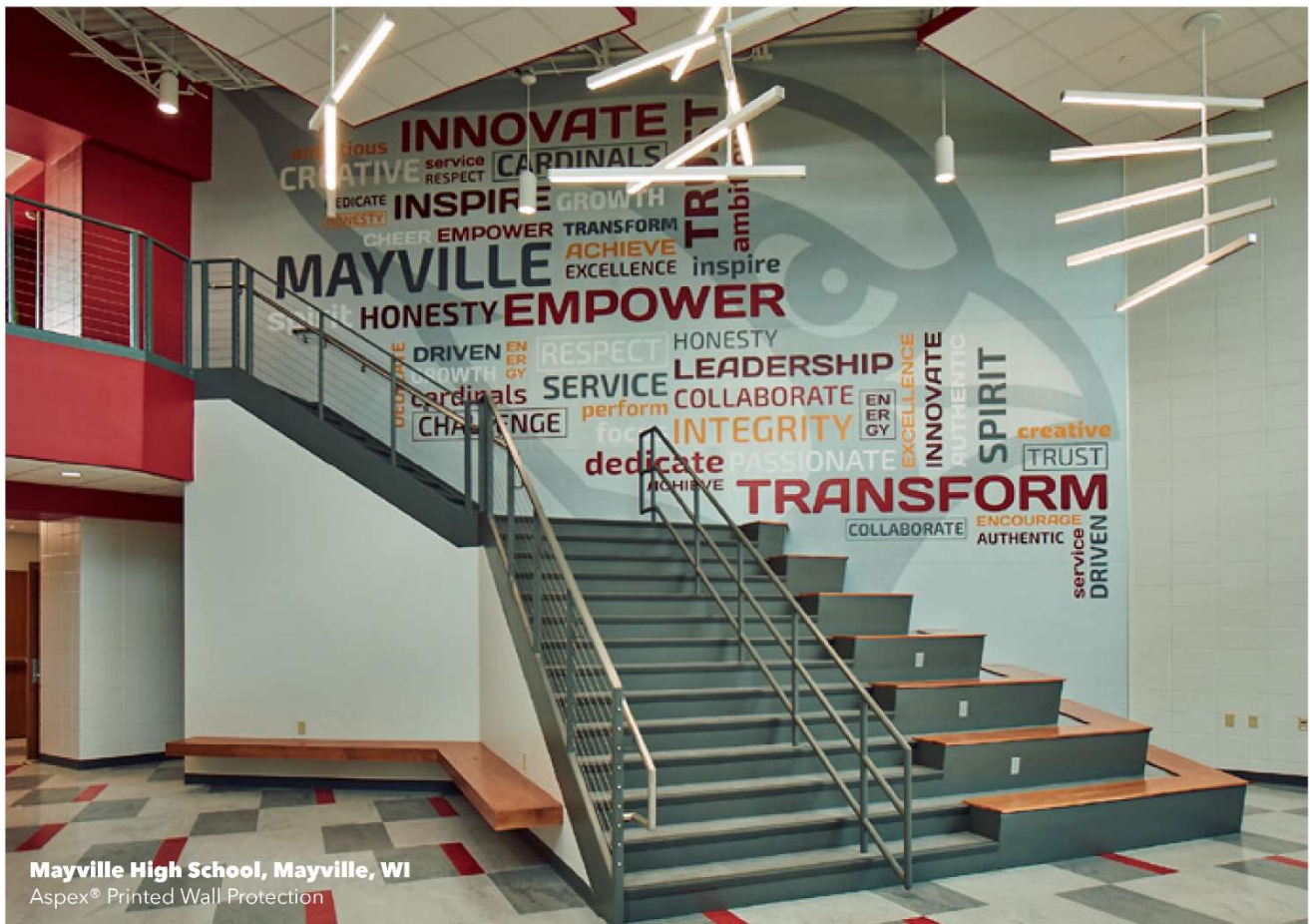
Your image. Your branding. Your statement. Aspex[®] Printed Wall Protection gives you total design freedom while protecting your walls from the toughest damage at the same time.

Material: PETG

Thickness: .040" (1mm)

Supplied in 4' (1.22m) x 10' (3.05m) sheets

Installs with clear caulk at the seams to eliminate need for trim pieces.





vivid

Because your graphic is back-printed onto clear sheet, your image is vivid and won't get scratched over time.

versatile

Use Aspex® to cover your walls or incorporate it into your elevator interiors. It can even be made into wall panels.



customizable


You select the image*, we bring it to life. Use custom artwork or choose from one of our predesigned patterns.

*You must have the legal right to use any image you would like to have printed. Inpro respects the intellectual property rights of others and reserves the right to request verification of any image submitted for print.

Aspex[®]


Pre-Designed Patterns

Interstellar



Aquamarine | A008

Inkling



Blue Grey | A003

Bloom



Blue Grey | A028




Cashmere | A007



Persimmon | A009



Cashmere | A002



Persimmon | A004




Cashmere | A027




Persimmon | A029




Light Gray | A006



Soft Green | A010



Light Gray | A001



Soft Green | A005




Light Gray | A026



Soft Green | A030

Drift




Blue Grey | A013

Prairie



Blue Grey | A023

Entwine



Aquamarine | A019



Cashmere | A012



Persimmon | A014



Cashmere | A022



Persimmon | A024




Cashmere | A017



Blue Grey | A018



Light Gray | A011




Soft Green | A015



Light Gray | A021



Dark Grey | A025



Light Gray | A016



Dark Grey | A020

 Order FREE samples at acculine.com.au for a more accurate colour representation.





Research Hospital
Aspex® Printed Wall Protection



University of North Carolina | Charlotte, NC
Palladium® Rigid Sheet



Palladium[®]

Rigid Sheet Wall Protection

Give your walls a fighting chance with Palladium[®] Rigid Sheet Wall Protection. Palladium[®] provides superior impact resistance to keep your walls safe from damage, so you can say goodbye to endless repairs!

features

- Available thicknesses: .040", .060" (1.01mm, 1.5mm)
- Available in 4' x 8' (1.22m x 2.4m) or 4' x 10' (1.22m x 3.04m) sheets or as custom heights, lengths and rolls
- Variety of trim accessories and color-matched pick-resistant caulk available
- Low maintenance

material options

Rigid Vinyl

Manufactured from PVC, Rigid Vinyl is built to withstand the toughest environments.

- Most durable, cost-effective solution
- Lowest Fossil Fuel Consumption of Polymers in Manufacturing
- No Phthalates
- No BPA
- Class A Fire Rated
- GREENGUARD Gold Certified

color options



Standard Solid Colors



Elements™ Patterns




Woodlands™ Faux-Wood Patterns

G2 BioBlend[®]

G2 BioBlend[®] is a breakthrough in sustainability, engineered using a biopolymer blend of PETG and bio-based content.

- Durable, PVC-free solution
- Prop 65 Compliant
- No Phthalates
- No BPA
- Class A Fire Rated
- GREENGUARD Gold Certified

Sheet Options



Palladium® Rigid Sheet Solid Colors

Part Numbers:
 305* - .040" Thick, 3' x 8'
 306* - .060" Thick, 3' x 8'
 405 - .040" Thick, 4' x 8' (Standard Size)
 406 - .060" Thick, 4' x 8' (Standard Size)
 30510* - .040" Thick, 3' x 10'
 30610* - .060" Thick, 3' x 10'
 40510* - .040" Thick, 4' x 10'
 40610* - .060" Thick, 4' x 10'
 *Non-standard set up,
 minimums apply.

NOTE: Add prefix "G2" to part
 number for G2 BioBlend®.



Palladium® Beadboard

Full Wainscot Part Numbers:
 BB405FW - .040" Thick, 94" W x 47½" H
 BB406FW - .060" Thick, 94" W x 47½" H
 Half Wainscot Part Numbers:
 BB405HW - .040" Thick, 44" W x 47½" H
 BB406HW - .060" Thick, 44" W x 47½" H

Floor to Ceiling Wainscot
 Part Numbers:
 BB405FC - .040" Thick, 44" W x 94" H
 BB406FC - .060" Thick, 44" W x 94" H

NOTE: Beadboard is a custom
 product and not returnable.



Palladium® Rigid Sheet - Woodlands™ Faux-Wood Patterns

Part Numbers:
 405W - .040" Thick, 4' x 8' (Standard Size)
 406W - .060" Thick, 4' x 8' (Standard Size)
 40510W* - .040" Thick, 4' x 10'
 40610W* - .060" Thick, 4' x 10'
 *Non-standard set up,
 minimums apply.

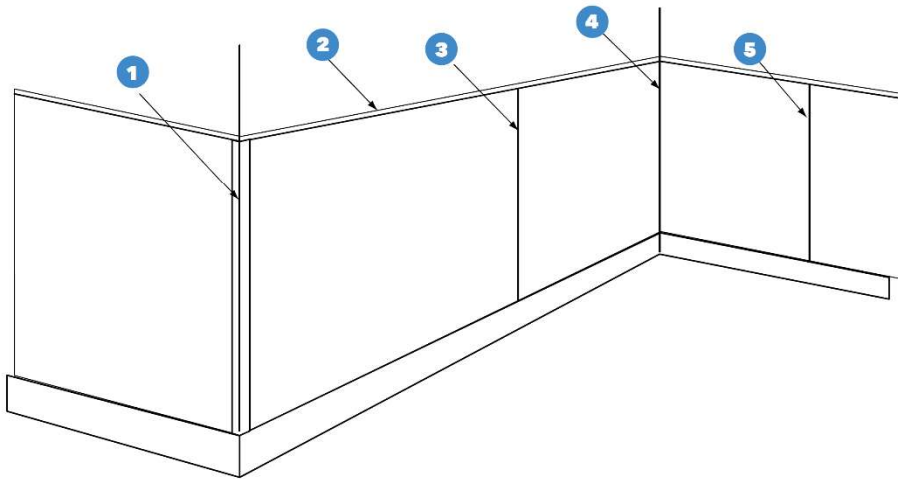
NOTE: Add prefix "G2" to part
 number for G2 BioBlend®.



Palladium® Rigid Sheet - Elements™ Patterns

Part Numbers:
 405E - .040" Thick, 4' x 8' (Standard Size)
 406E - .060" Thick, 4' x 8' (Standard Size)
 40510E* - .040" Thick, 4' x 10'
 40610E* - .060" Thick, 4' x 10'
 *Non-standard set up,
 minimums apply.

Trim Options



Solid Color Trim

Material: Rigid Vinyl or G2 BioBlend®

Part Numbers:
 407 - Top Cap, 8' length
 408 - Vertical Divider Bar, 8' length
 409 - Inside Corner, 8' length

NOTE: Add prefix "G2" to part number for
 G2 BioBlend®. 10' trim also available.

Stainless Steel Trim

Part Numbers:
 DW-SSTC08 - Top Cap, 8' length
 DW-SSDB08 - Vertical Divider Bar, 8'
 length

NOTE: 10' trim also available.

Aluminum Trim

Part Numbers:
 407A-CL - Top Cap, 8' length
 408A-CL - Vertical Divider Bar, 8' length
 409A-CL - Inside Corner, 8' length
 420A-CL - Outside Corner, 8' length

NOTE: Available in Clear Anodized Satin
 Finish. 10' trim also available.

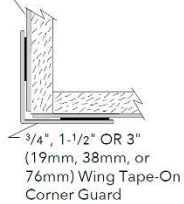
Faux Metal Trim

Part Numbers:
 407M-0369 - Top Cap, 8' length
 408M-0369 - Vertical Divider Bar, 8' length
 409M-0369 - Inside Corner, 8' length

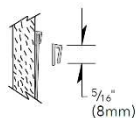
NOTE: Available in Bright Silver Rigid Vinyl
 only. 10' trim also available.

Color-Matched Caulk also available.
 585 - Color-Matched Caulk

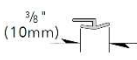
Sheet



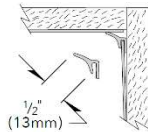
1 Outside Corner/
 Corner Guard



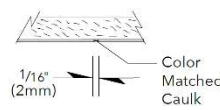
2 Top Cap



3 Vertical
 Divider Bar



4 Inside Corner



5 Butt Joint (optional)

Rolled Sheet

Durability + convenience all rolled into one.

Minimize the number of seams on your wall with Rolled Palladium® Rigid Sheet.



features

- Minimize seams
- Maximum roll length: 120' (36.8m) in .040" (1.01mm) sheet or 80' (24.4m) in .060" (1.5mm) sheet
- Reduce on-site cutting + waste with rolls manufactured to exact wainscot height
- Convenient packaging makes onsite handling and storage easier

Rolled Sheet is a custom product and not returnable.
Not available in G2 BioBlend®



UW Oshkosh Reeve Union Dining | Oshkosh, WI
Palladium® Rigid Sheet



Wall Panels.


Maximum protection.
Endless style options.

Our panels are engineered with Wall Protection for superior impact resistance and extreme durability. Balanced construction prevents panels from bowing, warping, or material chipping. Use **Palladium®** on your panels to get the look of real wood, or **Aspex®** to incorporate custom artwork and photography. The design possibilities are endless!

Twinstar Credit Union | Lacey, WA
Palladium® Square Edge Wall Panels in Chatsworth Oak

exposed

edge wall panels



- Thickness:** 3/8" (9.5mm)
- Sizes:** 46" (1.12m) x 94" (2.4m) or
46" (1.12m) x 118" (3m)
- Trim:** Reveal, Finline, Flush
- Finish Options:** Palladium® Rigid Sheet,
Aspex® Printed Wall Protection,
Tackable + Acoustical, Whiteboard

wrapped

wall panels



- Thickness:** 3/8" (9.5mm)
- Sizes:** Custom
- Trim:** With or without Reveal
- Finish Options:** Palladium® Rigid Sheet
- Edge Options:** Square Profile, Beveled Profile

3d

trim system



- Thickness:** 3/8" (9.5mm) vertical and 1/2" (12.7mm) or
5/8" (15.9mm) horizontal
- Trim:** Vertical, horizontal, inside/outside corners
- Finish Options:** Palladium® Rigid Sheet



Exposed Edge Wall Panels with Flush Trim



Exposed Edge

Wall Panels

Our exposed edge panel design allows for panels to be cut and assembled in the field to ensure easy installation for difficult areas or challenging wall conditions.



Fine Line Trim



3/8" Reveal Trim



3/4" Reveal Trim









Flush Trim

features

- Panels are 3/8" (9.5mm) thick
- Panels ship in two standard sizes: 46" x 94" (1.12m x 2.4m) and 46" x 118" (1.12m x 3m)
- More durable than wood
- Class A Fire Rating
- Field cut for the perfect fit
- Easy installation
- Adhesive mount
- Trim available in clear or black anodized finish*
- Edge banded option for Aspex® panels available in black

* Black anodized available in Flush Style Trim only.

color options

-  Standard Solid Colors
-  Elements™ Patterns
-  Woodlands™ Faux-Wood Patterns
-  Aspex® Printed Wall Protection
-  Tackable + Acoustical Fabric
-  Whiteboard



Herman and Melna McGee
Family Waiting Area

Prebys Cardiovascular Institute | La Jolla, CA
Palladium® Wrapped Wall Panels



Wrapped

Wall Panels

Full Wrap Wall Panels are made to size, providing a symmetrical design element and maximum impact protection for your space.



Shown without Reveal Trim



Reveal Trim



Square Profile



Beveled Profile

features

- Panels are $\frac{3}{8}$ " (9.5mm) thick
- Available in square or beveled edge profiles
- Panels are fabricated to size + ship ready to install
- Corners sold in 8' (2.4m) lengths
- Reveal strips available in Black, Brushed Silver, Smooth Bronze or Brushed Nickel
- More durable than wood
- Demountable z-clip or adhesive mount

color options

-  Standard Solid Colors
-  Elements™ Patterns
-  Woodlands™ Faux-Wood Patterns



Noel Manor | Verona, WI
3D Trim

3D

Trim System

3D Trim comes in a variety of molding options to choose from, so you can create virtually any look by incorporating our Palladium® Rigid Sheet, or simply using the trim by itself.



1. Outside Corner

Length: 8'
90 or 135 degree angle
NOTE: Add prefix "G2" to part number for G2 BioBlend® (solid colors only). Add suffix "W" for Woodlands™. *Custom sizes available.

Full Height

Thickness: $\frac{5}{8}$ "

Part Numbers:

P-3DOCF2 - 2" wings

P-3DOCF3 - 3" wings

P-3DOCF4 - 4" wings

P-3DOCF6 - 6" wings

P-3DOCF8 - 8" wings

Partial Height

Thickness: $\frac{3}{8}$ "

Part Numbers:

P-3DOCP2 - 2" wings

P-3DOCP3 - 3" wings

P-3DOCP4 - 4" wings



2. Vertical Board

Thickness: $\frac{3}{8}$ "

Length: 8'

Part Numbers:

P-3DVB2 - 2" width

P-3DVB3 - 3" width


P-3DVB4 - 4" width

P-3DVB6 - 6" width

P-3DVB8 - 8" width

*Custom sizes available.

NOTE: Add prefix "G2" to part number for G2 BioBlend® (solid colors only). Add suffix "W" for Woodlands™.



3. Horizontal Top Cap Board

Thickness: $\frac{1}{2}$ " or $\frac{5}{8}$ "

Length: 8'

Part Numbers:

P-3DHTC2 - 2" width

P-3DHTC3 - 3" width

P-3DHTC4 - 4" width

P-3DHTC6 - 6" width

P-3DHTC8 - 8" width

NOTE: Add prefix "G2" to part number for G2 BioBlend® (solid colors only). Add suffix "W" for Woodlands™. *Custom sizes available.



4. Inside Corner

Length: 8'

90 or 135 degree angle

NOTE: Add prefix "G2" to part number for G2 BioBlend® (solid colors only). Add suffix "W" for Woodlands™.

*Custom sizes available.

Full Height

Thickness: $\frac{5}{8}$ "

Part Numbers:

P-3DICF2 - 2" wings

P-3DICF3 - 3" wings

P-3DICF4 - 4" wings

P-3DICF6 - 6" wings

P-3DICF8 - 8" wings

Partial Height

Thickness: $\frac{3}{8}$ "

Part Numbers:

P-3DIPC2 - 2" wings

P-3DIPC3 - 3" wings

P-3DIPC4 - 4" wings

P-3DIPC6 - 6" wings

P-3DIPC8 - 8" wings



5. Horizontal Board

Thickness: $\frac{1}{2}$ " or $\frac{5}{8}$ "

Length: 8'

Part Numbers:

P-3DHB2 - 2" width

P-3DHB3 - 3" width

P-3DHB4 - 4" width

P-3DHB6 - 6" width

P-3DHB8 - 8" width

NOTE: Add prefix "G2" to part number for G2 BioBlend® (solid colors only). Add suffix "W" for Woodlands™. *Custom sizes available.

features

- Standard thicknesses: $\frac{3}{8}$ " (9.5mm) vertical and $\frac{1}{2}$ " (12.7mm) or $\frac{5}{8}$ " (15.9mm) horizontal
- Standard length: 8' (2.44m)
- Available in various lengths, widths and profiles to create any application/look
- More durable than wood
- Class A Fire Rating
- Variety of colors and patterns
- Adhesive mount

color options



Standard Solid Colors



Elements™ Patterns



Woodlands™ Faux-Wood Patterns



A pre-matched fill stick is available to fill finish holes. (Woodlands™ only)

Specialty Wall Protection




Solid Surface Wall Cladding



NuTree® Wall Protection

NuTree® Wall Protection provides a high-impact, heavy-duty solution for those areas in your building that take the toughest abuse.

- 3/16" (4.8mm) thick sheet in 4' (1.22m) x 8' (2.45m)
- Manufactured from High Density Polyethylene (HDPE)
- Easy-to-cut and install in field
- Protects against damage caused by heavy equipment
- Great for back-of-house or maintenance areas
- Stamped to look like diamond plate without the cost of diamond plate



Stainless Steel Wall Protection

Stainless Steel Wall Protection provides durability for the walls in your facility.

- Maximum panel size: 4' (1.22m) x 10' (3.05m)
- Panels fabricated to size to reduce onsite cutting
- Butt-jointed or formed edge to provide continuous transitions
- Food-grade 304 alloy
- Type 430 available
- #4 Satin finish 18 gauge standard (also available in 14, 16 + 20 gauge)
- Diamond plate option available (butt-jointed only)

Palladium® High Impact Doors


Durable doors to handle the toughest environments! Palladium® High Impact Doors combine the strength and durability Inpro Wall Protection with the quality and performance of wood flush doors. The results? Exceptional products paired with remarkable customer service.



Palladium® Flush Door Edge

All sides are clad in Palladium® Rigid Sheet: front and back, sides and edges.

- Available in non-rated, 20-, 45-, 60- and 90-minute fire rated constructions.
- .040" rigid sheet cladding with flush vinyl edge style.
- Cladding Materials: Rigid Vinyl, G2 BioBlend®
- Colors: Solid Colors, Woodlands™, Elements™ (Rigid Vinyl Only)
- Wood Core Materials: All standard core constructions available



Palladium® Removable Door Edge - Vinyl

Replace the edge that receives the most damage without removing the door.

- Removable edge design fits behind standard doorstop, making edge visible to only one side.
- Available in non-rated, 20-, 45-, 60- and 90-minute fire rated constructions.
- .040" rigid sheet cladding with removable vinyl edge style.
- Cladding Materials: Rigid Vinyl, G2 BioBlend®
- Colors: Solid Colors, Woodlands™, Elements™ (Rigid Vinyl Only)
- Wood Core Materials: All standard core constructions available




Palladium® Removable Door Edge - Stainless Steel

Replace the edge that receives the most damage.

- Removable edge design fits behind standard doorstop, making edge visible to only one side.
- Available in non-rated, 20-, 45-, 60- and 90-minute fire rated constructions.
- .040" rigid sheet cladding with removable stainless steel edge style.
- Cladding Materials: Rigid Vinyl, G2 BioBlend®
- Colors: Solid Colors, Woodlands™, Elements™ (Rigid Vinyl Only)
- Wood Core Materials: All standard core constructions available

Door Frame Guards + Edge Protectors



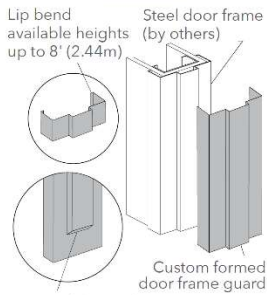
Custom Door Frame Guard

Thickness: .040", .060"
 Standard Heights: 36", 48", 84"
 Materials: Rigid Vinyl or G2 BioBlend®
 Colors: Solids, Woodlands™

Part Numbers:
 400C - 36" height, up to 11½" w
 399C - 36" height, over 11½" w
 398C - 48" height, up to 11½" w
 397C - 48" height, over 11½" w
 396C - 84" height, over 11½" w
 395C - 84" height, up to 11½" w

Installation: Contact cement

NOTE: Custom product, not returnable.
 Hospital mop stop frames available.
 Designed for metal frames only.

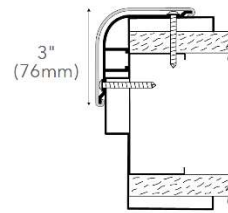


1700 Door Frame Guard

Standard Heights: 36", 48", 96"
 Materials: Rigid Vinyl or G2 BioBlend®
 Colors: Solids, Woodlands™

Part Numbers:
 1736 - 3" x 3" x 36"
 1748 - 3" x 3" x 48"
 1796 - 3" x 3" x 96"

NOTE: Comes with cover, aluminum retainer, caps and hardware.

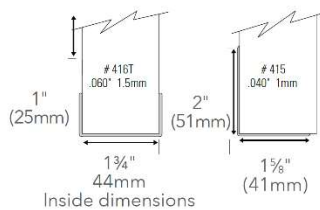


Palladium® Door Edge Protector

Thickness: .040"
 Standard Heights: 36", 96"
 Materials: Rigid Vinyl or G2 BioBlend®
 Colors: Solids, Woodlands™

Part Numbers:
 415 - 36" H, L-shape, with adhesive
 415N - 36" H, L-shape, no adhesive
 41596 - 96" H, L-shape, with adhesive
 41596N - 96" H, L-shape, no adhesive
 416TC - 36" H, textured U-shape, cement-on
 416TS - 36" H, textured U-shape, screw-on
 41696TC - 96" H, textured U-shape, cement-on
 41696TS - 96" H, textured U-shape, screw-on

NOTE: Custom product, not returnable.

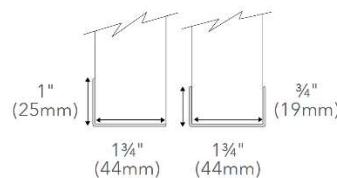


Stainless Steel Door Edge Protector


Standard Height: 38"
 Standard Gauge: 16
 Materials: Type 430
 Installation: Cement-on or screws.

Part Numbers:
 190 - 38" height, L-shaped, 90 degrees
 290 - 38" height, U-shaped, 90 degrees

NOTE: Custom sizes, gauges and alloys available.



Kickplates



Palladium® Kickplate

Material: Rigid Vinyl or G2 BioBlend®
 Colors: Solid, Elements™, Woodlands™
 Size: Specify height and width
 Installation: Peel and stick backing or contact cement

Part Numbers:
 K4 - .040" Thick
 K6 - .060" Thick

NOTE: Available with L-Bend. Add prefix "G2" to part numbers for G2 BioBlend®. Add suffix "W" for Woodlands™ or "E" for Elements™. Custom product, not returnable.



Stainless Steel Kickplate

Finish: #4 Satin
 Installation: Screw-on or contact cement

Part Numbers:
 SS-KP - Type 430 or 304, 16 gauge
 SS-KP - Type 430 or 304, 16 gauge with L-bend

NOTE: 14 and 18 gauge alloys available. Custom product, not returnable.



Palladium® Model 30 Kickplate

Material: Rigid Vinyl or G2 BioBlend®
 Colors: Solid, Elements™, Woodlands™

Part Numbers:
 K43 - .040" Thick
 K63 - .060" Thick

NOTE: Add prefix "G2" to part numbers for G2 BioBlend®. Add suffix "W" for Woodlands™ or "E" for Elements™. Custom product, not returnable.



Palladium® Model 10 Kickplate

Material: Rigid Vinyl or G2 BioBlend®
 Colors: Solid, Elements™, Woodlands™

Part Numbers:
 K41 - .040" Thick
 K61 - .060" Thick

NOTE: Add prefix "G2" to part numbers for G2 BioBlend®. Add suffix "W" for Woodlands™ or "E" for Elements™. Custom product, not returnable.



Palladium® Model 20 Kickplate

Material: Rigid Vinyl or G2 BioBlend®
 Colors: Solid, Elements™, Woodlands™

Part Numbers:
 K42 - .040" Thick
 K62 - .060" Thick

NOTE: Add prefix "G2" to part numbers for G2 BioBlend®. Add suffix "W" for Woodlands™ or "E" for Elements™. Custom product, not returnable.

Knob Protectors



411 Door Knob Protector

Colors: Saddle, Dark Brown, Ivory, Beige

Part Numbers:
411 - Door Knob Protector

Suitable for right and left installation.



412 Door Lever Protector

Colors: Saddle, Dark Brown, Ivory, Beige

Part Numbers:
412 - Door Lever Protector

Suitable for right and left installation.



413 Universal Door Knob Protectors

Colors: Saddle, Dark Brown, Ivory, Beige

Part Numbers:
413R - Universal Door Knob Protector, Right Mounted (shown)
413L - Universal Door Knob Protector, Left Mounted



Palladium® Wall Protector

Materials: Rigid Vinyl, G2 BioBlend®
Colors: Solid Colors, Woodlands™ (Rigid Vinyl Only)

Part Numbers:
720 - 7" diameter, .060" thick with peel + stick backing

NOTE: Add prefix "G2" to part number for G2 BioBlend®.

Wicket Doors



The addition of a Wicket, or "door within a door," can provide healthcare professionals access to the patient's room in case of an emergency by opening from the outside when the occupant barricades the door from the inside.

With patient safety being a primary benefit, this door is an excellent choice for:

- Behavioral healthcare units
- Hospitals and surgery centers
- Rehabilitation centers
- Senior living residences
- Correctional institutions





Holiday Inn | Madison, WI
Corner Guards

Low Profile



High Impact



	Tape-On	Flexible	Aluminum	Clear Polycarbonate	160
Page Number	56	56	56	56	57
Type	Low Profile	Low Profile	Low Profile	Low Profile	High Impact
Cost Index*	\$	\$	\$\$	\$	\$\$
Colors	Solid Colors Elements™ Woodlands™	Solid Colors	Black Bronze Clear	Clear	Solid Colors Woodlands™
Standard Heights	4', 8', 9', 12'	4', 8', 9', 12'	12'	4', 8'	4', 8', 9', 12'
Wing Sizes	¾", 1½", 2" (bullnose only), 3"	¾", 1½"	½", ¾", 1½"	¾", 1½", 2⅛", 2 ½"	2"
Degrees	90° Bullnose, 90°, 135°	90°, 135°	90°	90°, 135°	90° std. Custom angles available
Material Options	Rigid Vinyl G2 BioBlend**	Flexible Vinyl	Aluminum	Polycarbonate	Rigid Vinyl G2 BioBlend**
Installation	Double Sided Foam Tape, Adhesive G2 not available w/tape	Adhesive Only	Adhesive Only	Fasteners Adhesive Tape	Retainer with Hardware
For Sale Online	✔	✔	✔	✔	✔

*Price information given is based on a range for product price only, with \$ representing the most economical choice and \$\$\$\$ representing the most premium choice when comparing products of equal materials, finishes and options. Other cost considerations like shipping, taxes, minimum order charges, etc. are not accounted for in this range.

**G2 BioBlend® available in 12' (3.7m) length Solid Colors only. Other sizes custom; set up charges apply.

corner guard

selection guide



150	130	170	NuTree®	Stainless Steel
57	58	58	59	59
High Impact	High Impact	High Impact	High Impact	High Impact
\$\$	\$\$	\$\$	\$\$\$	\$\$\$
Solid Colors Woodlands™	Solid Colors Woodlands™	Solid Colors Woodlands™	Black	Stainless Steel
4', 8', 9', 12'	4', 8', 9', 12'	4', 8', 9', 12'	8'	4', 8' std., Custom heights available
3"	3"	3"	3 1/8"	1 1/2", 3 1/2" std., Custom wings available
90° std., Custom angles available	135° std., Custom angles available	90° Bullnose	90°	90°, 135° std., Custom angles available
Rigid Vinyl G2 BioBlend**	Rigid Vinyl G2 BioBlend**	Rigid Vinyl G2 BioBlend**	Post-consumer recycled HDPE	Stainless Steel, Type 430 & 304 alloy (14, 16, or 18 gauge)
Retainer with Hardware	Retainer with Hardware	Retainer with Hardware	Fasteners	Screw-On, Cement-On



retainer options



Aluminum Retainer:

Provides support for traditional corner guards. There is also a two-piece aluminum retainer option that's perfect for custom angle conditions. Available for Rigid Vinyl and G2 BioBlend® Corner Guards.



BluNose® Retainer:

Features a patented design that is nearly 4X stronger than aluminum retainers and 6X stronger than other vinyl retainers. Rigid Vinyl Corner Guards only.


**TOP
CHOICE**



G2 BioBlend® Retainer:

Made with our PVC-free material, G2 BioBlend® is 3X stronger than other vinyl retainers. G2 BioBlend® Corner Guards only.

low profile



90°
3/4" (19mm),
1 1/2" (38mm),
3" (76mm)



135°
1 1/2" (38mm)
or 3" (76mm)



2" Bullnose
(51mm)

Tape-on/No Tape Corner Guard

Materials: Rigid Vinyl or G2 BioBlend®
Colors: Solid, Woodlands™, Elements™
(Rigid Vinyl Only)
Wing Sizes: 90° - 3/4", 1 1/2" or 3", 90° Bullnose - 2",
135° - 1 1/2" or 3"

Heights: 4', 8', 9', 12'

Part Numbers:

90°	135°
3448 - 3/4" x 4'	248135 - 1 1/2" x 4'
3496 - 3/4" x 8'	296135 - 1 1/2" x 8'
3409 - 3/4" x 9'	209135 - 1 1/2" x 9'
3412 - 3/4" x 12'	212135 - 1 1/2" x 12'
11248 - 1 1/2" x 4'	348135 - 3" x 4'
11296 - 1 1/2" x 8'	396135 - 3" x 8'
11209 - 1 1/2" x 9'	309135 - 3" x 9'
11212 - 1 1/2" x 12'	312135 - 3" x 12'
3348 - 3" x 4'	
3396 - 3" x 8'	
3309 - 3" x 9'	
3312 - 3" x 12'	

*Custom heights available. Available with or without double-sided foam tape. Minimums may apply.

NOTE: For no-tape option, place an "N" after the part number. Add prefix "G2" for G2 BioBlend®. Add suffix "W" for Woodlands. Add suffix "E" for Elements™. G2 is adhesive mount only.



90°
3/4" (19mm)
or 1 1/2" (38mm)

Flexible Corner Guard

Material: Flexible Vinyl
Colors: Solid Colors Only
Heights: 4', 8', 9', 12'

Wing Sizes: 90° and 135° - 3/4" or 1 1/2"

Part Numbers:

3448F - 3/4" x 3/4" x 4', 90°
3496F - 3/4" x 3/4" x 8', 90°
448135F - 3/4" x 3/4" x 4', 135°
496135F - 3/4" x 3/4" x 8', 135°
11248F - 1 1/2" x 1 1/2" x 4', 90°
11296F - 1 1/2" x 1 1/2" x 8', 90°
248135F - 1 1/2" x 1 1/2" x 4', 135°
296135F - 1 1/2" x 1 1/2" x 8', 135°

Installation: #535 Heavy Duty adhesive (PL-Premium)

NOTE: Flexible ± 10° from angle of corner guard.



Flexible Clear Corner Guard

Heights: 12'

Wing Sizes: 25° to 175° - 1"

Part Numbers:

Poly-141F - 1" x 1" x 4'

Poly-181F - 1" x 1" x 8'

NOTE: Pre-applied clear tape.



90°
3/4" (19mm), 1 1/8" (29mm),
or 2 1/2" (64mm)

Clear Polycarbonate Corner Guard

Heights: 4', 8'

Wing Sizes: 90° to 135° - 3/4", 1 1/8" or 2 1/2"

Part Numbers:

434* - 3/4" x 3/4" x 4', 90°
834* - 3/4" x 3/4" x 8', 90°
4118 - 1 1/8" x 1 1/8" x 4', 90°
8118 - 1 1/8" x 1 1/8" x 8', 90°
421290 - 2 1/2" x 2 1/2" x 4', 90°
821290 - 2 1/2" x 2 1/2" x 8', 90°
4212135 - 2 1/2" x 2 1/2" x 4', 135°
8212135 - 2 1/2" x 2 1/2" x 8', 135°

*Not provided with pre-drilled holes. Product to be installed with provided fasteners. Self-stick available as custom. Custom sizes available, please call for details.



135°
2 1/2" (64mm)



90°
3/4" (19mm)
or 1 1/2" (38mm)

Aluminum Corner Guard

Heights: 12'

Wing Sizes: 90° - 3/4", 1/2", or 1 1/2"

Part Numbers:

DW-AL01212-CLR - 1/2" x 1/2" x 12'
DW-AL01212-BLA - 1/2" x 1/2" x 12'
DW-AL01212-BRZ - 1/2" x 1/2" x 12'
DW-AL03412-CLR - 3/4" x 3/4" x 12'
DW-AL03412-BLA - 3/4" x 3/4" x 12'
DW-AL03412-BRZ - 3/4" x 3/4" x 12'
DW-AL11212-CLR - 1 1/2" x 1 1/2" x 12'
DW-AL11212-BLA - 1 1/2" x 1 1/2" x 12'
DW-AL11212-BRZ - 1 1/2" x 1 1/2" x 12'

Installation: #535 Heavy Duty adhesive (PL-Premium)

*Custom sizes available.



NEW!
Black



NEW!
Bronze



90°
1 1/2" (38mm) or 3/4" (19mm)

Faux Metal Bright Silver Corner Guard

Heights: 4', 8', 9', 12'

Wing Sizes: 90° - 3/4" or 1 1/2"

Part Numbers:

3448VL-0369 - 3/4" x 4'
3496VL-0369 - 3/4" x 8'
3409VL-0369 - 3/4" x 9'
3412VL-0369 - 3/4" x 12'
11248VL-0369 - 1 1/2" x 4'
11296VL-0369 - 1 1/2" x 8'
11209VL-0369 - 1 1/2" x 9'
11212VL-0369 - 1 1/2" x 12'

NOTE: For no-tape option, place an "N" after the item number. Available with or without double-sided foam tape.

G2 BioBlend® only available in 12' lengths.

high impact



160 High Impact Corner Guard

Materials: Rigid Vinyl or G2 BioBlend®
 Colors: Solid, Woodlands™
 Heights: 4', 8', 9', 12'
 Wing Sizes: 90° - 2"
 Part Numbers:
 164 - 2" x 2" x 4', 90°
 168 - 2" x 2" x 8', 90°
 169 - 2" x 2" x 9', 90°
 1612 - 2" x 2" x 12', 90°
 NOTE: Add suffix "W" for Woodlands.
 Add suffix "BN" for BluNose® Rigid Vinyl Retainer. Add suffix "R" for Regrind.
 NOTE: Add prefix "G2" for G2 BioBlend® cover. Custom angles available.
 US Patent 8,828,522.



2" x 2"
(51mm x 51mm)



160 Flush Mount Corner Guard

Materials: Rigid Vinyl or G2 BioBlend®
 Colors: Solid, Woodlands™
 Heights: 4', 8', 9', 12'
 Wing Sizes: 90° - 2"
 Part Numbers:
 164F - 2" x 2" x 4', 90°
 168F - 2" x 2" x 8', 90°
 169F - 2" x 2" x 9', 90°
 1612F - 2" x 2" x 12', 90°
 160B-4 - 4" Cove Base Retainer
 160B-6 - 6" Cove Base Retainer
 160F-Cap - Closure Cap
 NOTE: Add prefix "G2" to part number for G2 BioBlend®.



2" x 2"
(51mm x 51mm)



160 Flush Mount Fire Rated Corner Guard

Materials: Rigid Vinyl or G2 BioBlend®
 Colors: Solid, Woodlands™
 Heights: 8', 9', 12'
 Wing Sizes: 90° - 2"
 Part Numbers:
 168FR1/FR2 - 2" x 2" x 8', 90°
 169FR1/FR2 - 2" x 2" x 9', 90°
 1612FR1/FR2 - 2" x 2" x 12', 90°
 160B-4 - 4" Cove Base Retainer
 160B-6 - 6" Cove Base Retainer
 NOTE: FR1 denotes one hour fire rating. FR2 denotes two hour fire rating.
 Add prefix "G2" to part number for G2 BioBlend®.



2" x 2"
(51mm x 51mm)



160 End Wall Protector

Materials: Rigid Vinyl or G2 BioBlend®
 Colors: Solid, Woodlands™
 Heights: 4', 8', 9', 12'
 Wing Sizes: 90° - 2"
 Part Numbers:
 164D - 2" x 2" x 4', 90°
 168D - 2" x 2" x 8', 90°
 169D - 2" x 2" x 9', 90°
 1612D - 2" x 2" x 12', 90°
 Includes: (2) corner guards, (1) .040" thick Rigid Vinyl sheet. Maximum end wall width of 12".
 NOTE: Add suffix "W" for Woodlands.
 Add suffix "BN" for BluNose® Rigid Vinyl Retainer. Add suffix "R" for Regrind.
 NOTE: Add prefix "G2" for G2 BioBlend® cover. Custom angles available.
 US Patent 8,828,522.



2" x 2"
(51mm x 51mm)



150 High Impact Corner Guard

Materials: Rigid Vinyl or G2 BioBlend®
 Colors: Solid, Woodlands™
 Heights: 4', 8', 9', 12'
 Wing Sizes: 90° - 3"
 Part Numbers:
 154 - 3" x 3" x 4', 90°
 158 - 3" x 3" x 8', 90°
 159 - 3" x 3" x 9', 90°
 1512 - 3" x 3" x 12', 90°
 NOTE: Add suffix "W" for Woodlands.
 Add suffix "BN" for BluNose® Rigid Vinyl Retainer. Add suffix "R" for Regrind.
 NOTE: Add prefix "G2" for G2 BioBlend® cover. Custom angles available.
 US Patent 8,828,522.



3" x 3"
(76mm x 76mm)



150F Flush Mount Corner Guard

Materials: Rigid Vinyl or G2 BioBlend®
 Colors: Solid, Woodlands™
 Heights: 4', 8', 9', 12'
 Wing Sizes: 90° - 3"
 Part Numbers:
 154F - 3" x 3" x 4', 90°
 158F - 3" x 3" x 8', 90°
 159F - 3" x 3" x 9', 90°
 1512F - 3" x 3" x 12', 90°
 150B-4 - 4" Cove Base Retainer
 150B-6 - 6" Cove Base Retainer
 150F-Cap - Partial Height Closure Cap
 NOTE: Add prefix "G2" to part number for G2 BioBlend®.



3" x 3"
(76mm x 76mm)

G2 BioBlend® only available in 12' lengths.

high impact



150 Flush Mount Fire Rated Corner Guard

Materials: Rigid Vinyl or G2 BioBlend®
 Colors: Solid, Woodlands™
 Heights: 8', 9', 12'
 Wing Sizes: 90° - 3"
 Part Numbers:
 158FR1/FR2 - 3" x 3" x 8', 90°
 159FR1/FR2 - 3" x 3" x 9', 90°
 1512FR1/FR2 - 3" x 3" x 12', 90°
 150B-4 - 4" Cove Base Retainer
 150B-6 - 6" Cove Base Retainer
 NOTE: FR1 denotes one hour fire rating. FR2 denotes two hour fire rating. Add prefix "G2" to part number for G2 BioBlend®.



3" x 3"
(76mm x 76mm)




130 High Impact Corner Guard

Materials: Rigid Vinyl or G2 BioBlend®
 Colors: Solid, Woodlands™
 Heights: 4', 8', 9', 12'
 Wing Sizes: 135° - 3"
 Part Numbers:
 134 - 3" x 3" x 4', 135°
 138 - 3" x 3" x 8', 135°
 139 - 3" x 3" x 9', 135°
 1312 - 3" x 3" x 12', 135°
 NOTE: Add suffix "W" for Woodlands™. Add suffix "BN" for BluNose® Vinyl Retainer. Add suffix "R" to part number for Regrind.
 NOTE: Add prefix "G2" for G2 BioBlend® cover. Custom bendable aluminum retainer with flexible top caps available for odd angles.
 US Patent 8,828,522.



3" x 3"
(76mm x 76mm)



130 Flush Mount Corner Guard

Materials: Rigid Vinyl or G2 BioBlend®
 Colors: Solid, Woodlands™
 Heights: 4', 8', 9', 12'
 Wing Sizes: 135° - 3"
 Part Numbers:
 134F - 3" x 3" x 4', 135°
 138F - 3" x 3" x 8', 135°
 139F - 3" x 3" x 9', 135°
 1312F - 3" x 3" x 12', 135°
 130B-4 - 4" Cove Base Retainer
 130B-6 - 6" Cove Base Retainer
 130F-Cap - Partial Height Closure Cap
 NOTE: Add prefix "G2" to part number for G2 BioBlend®.



3" x 3"
(76mm x 76mm)



130 Flush Mount Fire Rated Corner Guard

Materials: Rigid Vinyl or G2 BioBlend®
 Colors: Solid, Woodlands™
 Heights: 8', 9', 12'
 Wing Sizes: 135° - 3"
 Part Numbers:
 138FR1/FR2 - 3" x 3" x 8', 135°
 139FR1/FR2 - 3" x 3" x 9', 135°
 1312FR1/FR2 - 3" x 3" x 12', 135°
 130B-4 - 4" Cove Base Retainer
 130B-6 - 6" Cove Base Retainer
 NOTE: FR1 denotes one hour fire rating. FR2 denotes two hour fire rating. Add prefix "G2" to part number for G2 BioBlend®.



3" x 3"
(76mm x 76mm)



170 High Impact Corner Guard

Materials: Rigid Vinyl or G2 BioBlend®
 Colors: Solid, Woodlands™
 Heights: 4', 8', 9', 12'
 Wing Sizes: 90° Bullnose - 3"
 Part Numbers:
 174 - 3" x 3" x 4', 90° Bullnose
 178 - 3" x 3" x 8', 90° Bullnose
 179 - 3" x 3" x 9', 90° Bullnose
 1712 - 3" x 3" x 12', 90° Bullnose
 NOTE: Fits corner with 7/8" radius. Add suffix "W" for Woodlands™. Add suffix "BN" for BluNose® Rigid Vinyl Retainer. Add suffix "R" for Regrind.
 NOTE: Add prefix "G2" for G2 BioBlend® cover.



3" x 3"
(76mm x 76mm)



170 Flush Mount Corner Guard

Materials: Rigid Vinyl or G2 BioBlend®
 Colors: Solid, Woodlands™
 Heights: 4', 8', 9', 12'
 Wing Sizes: 90° Bullnose - 3"
 Part Numbers:
 174F - 3" x 3" x 4', 90° Bullnose
 178F - 3" x 3" x 8', 90° Bullnose
 179F - 3" x 3" x 9', 90° Bullnose
 1712F - 3" x 3" x 12', 90° Bullnose
 170B-4 - 4" Cove Base Retainer
 170B-6 - 6" Cove Base Retainer
 170F-Cap - Closure Cap
 NOTE: Add prefix "G2" to part number for G2 BioBlend®.



3" x 3"
(76mm x 76mm)

G2 BioBlend® only available in 12' lengths.

heavy duty



170 Flush Mount Fire Rated Corner Guard

Materials: Rigid Vinyl or G2 BioBlend®
 Colors: Solid, Woodlands™
 Heights: 8', 9', 12'
 Wing Sizes: 90° Bullnose- 3"
 Part Numbers:
 178FR1/FR2 - 3" x 3" x 8', 90° Bullnose
 179FR1/FR2 - 3" x 3" x 9', 90° Bullnose
 1712FR1/FR2 - 3" x 3" x 12', 90° Bullnose
 170B-4 - 4" Cove Base Retainer
 170B-6 - 6" Cove Base Retainer
 NOTE: FR1 denotes one hour fire rating. FR2 denotes two hour fire rating. Add prefix "G2" to part number for G2 BioBlend®.

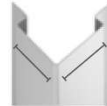


3" x 3"
(76mm x 76mm)



Stainless Steel Flush Mount Corner Guard

Materials: Stainless Steel Type 430 and 304 alloy, 16 gauge, #4 satin finish
 Wing Size: 90°- 3"
 Part Number: SS-CGFM
 NOTE: Custom sizes, angles, gauges and alloys available. Stainless steel flush mount corner guard is a custom product and is not returnable.



3" x 3"
(76mm x 76mm)



140D Flush Mount End Wall Protector

Materials: Rigid Vinyl or G2 BioBlend®
 Colors: Solid, Woodlands™
 Heights: 4', 8', 9', 10'
 Wing Size: 2"
 144D - 4' End Wall Protector
 148D - 8' End Wall Protector
 149D - 9' End Wall Protector
 1410D - 10' End Wall Protector
 NOTE: End Wall Protectors are custom products and are not returnable. Add prefix "G2" to part number for G2 BioBlend®.



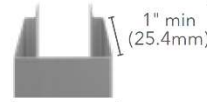
2"
(51mm)

Specify width; not to exceed 12"



Stainless Steel Flush Mount End Wall Protector

Materials: Stainless Steel Type 430 and 304 alloy, 16 gauge, #4 satin finish
 Size: 90°
 Heights: 10' max
 Part Number: SS-EWFM
 NOTE: Custom angles and gauges available. Stainless steel end wall protector is a custom product and is not returnable. Specify end wall dimensions not to exceed 12".



1" min
(25.4mm)

Specify; not to exceed 12"



NuTree® Corner Guard

Material: High Density Polyethylene (HDPE)
 Color: Black only
 Height: 8'
 Wing Size: 90° - 3 1/8"
 Part Number: NT-CG31508-11
 *Hardware provided by others.



3 1/8" x 3 1/8"
(80mm x 80mm)



Heavy Duty Rubber Corner Guard

Material: EPDM Rubber
 Wing Size: 90° - 3" or 3 1/2"
 Part Numbers:
 DW-CGNR075-10 - 10" High, 90° 3" Wing
 DW-RB0202120 - 10" High, 90° 3 1/2" Wing
 *Custom sizes available. Minimums may apply.



3" x 3"
(76mm x 76mm)



Stainless Steel Surface Mount Corner Guard


Materials: Stainless Steel Type 430 or Type 304 alloy in 14, 16 or 18 Gauge, #4 satin finish
 Heights: 4', 8' std., custom to 10'
 Wing Sizes: 90°- 1 1/2" or 3 1/2"
 Part Numbers:
 181124 - 1 1/2" x 1 1/2" x 4', 1/8" radius
 181128 - 1 1/2" x 1 1/2" x 8', 1/8" radius
 183124 - 3 1/2" x 3 1/2" x 4', 1/8" radius
 183128 - 3 1/2" x 3 1/2" x 8', 1/8" radius
 Installation: Cement-on or screw-on.
 NOTE: Custom wing sizes, heights and angles available. 10' max height.



1 1/2" (38mm) or 3 1/2" (89mm)
Std. wing

G2 BioBlend® only available in 12' lengths.





Holiday Inn | Steven's Point, WI
500 Wall Guards



	2500 Chair Rail	500	1300	1400	1500
Page Number	64	64	65	65	65
Cost Index*	\$	\$	\$\$	\$	\$
Colors	Solid Colors Woodlands™	Solid Colors	Solid Colors	Solid Colors Woodlands™	Solid Colors Woodlands™
Height	2"	3"	4 1/16"	4"	5"
Wall Distance	1"	1"	1 7/8"	1"	1"
Retainer Options*	Continuous	Continuous	Continuous	Continuous Abbreviated	Continuous Abbreviated
Material Options	Rigid Vinyl G2 BioBlend**	Rigid Vinyl G2 BioBlend**	Rigid Vinyl G2 BioBlend**	Rigid Vinyl G2 BioBlend**	Rigid Vinyl G2 BioBlend**
For Sale Online	✔	✔	✔	✔	✔
Up to 75% Recycled Material					

*Price information given is based on a range for product price only, with \$ representing the most economical choice and \$\$\$\$ representing the most premium choice when comparing products of equal materials, finishes and options. Other cost considerations like shipping, taxes, minimum order charges, etc. are not accounted for in this range.

**G2 BioBlend® available in Solid Colors only.

wall guard

selection guide



1600	700	1800	30SS/31SS	50 Series	NuTree®
65	65	65	66	66	67
\$\$	\$\$	\$\$	\$\$\$	\$\$\$-\$\$\$\$	\$\$
Solid Colors Woodlands™	Solid Colors Woodlands™	Solid Colors Woodlands™			Black, Weather Wood, Dove Gray, Sandstone
6"	7 ¾"	8"	5 ½"	2"-6"	5½" - 9½"
1"	1"	1"	1 ½"	3 ¼" - 3 5/16"	
Continuous Abbreviated	Continuous Abbreviated	Continuous Abbreviated			
Rigid Vinyl G2 BioBlend**	Rigid Vinyl G2 BioBlend**	Rigid Vinyl G2 BioBlend**	Stainless Steel Type 304/430	Stainless Steel Type 304 Aluminum	HDPE
✓	✓	✓			✓
			✓	✓	✓

retainer options



Retainer Options

Abbreviated (shown left):
Reduces cost of having a full retainer;
easier to install in short runs.

Continuous: Provides consistent and
complete coverage of wall. Standard
on all vinyl wall guards.






2500 Chair Rail

Height: 2"
 Material: Rigid Vinyl or G2 BioBlend®
 Colors: Solid, Woodlands™
 Part Numbers:
 2500 - Cover + aluminum retainer, 12' length
 2501 - End Cap
 2502 - Outside Corner
 2503 - Inside Corner
 2504 - Picture Frame Corner
 (Solid Colors Only)
 NOTE: Add prefix "G2" for G2 BioBlend®.
 Add suffix "W" for Woodlands.



2600 Chair Rail

Height: 3"
 Material: Rigid Vinyl or G2 BioBlend®
 Colors: Solid
 Part Numbers:
 2600 - Cover + aluminum retainer, 12' length
 2601L - Left End Cap
 2601R - Right End Cap
 2602 - Outside Corner
 2603 - Inside Corner
 NOTE: Add prefix "G2" for G2 BioBlend®.



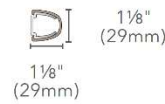
2700 Chair Rail

Height: 3"
 Material: Rigid Vinyl or G2 BioBlend®
 Colors: Solid, Woodlands™
 Part Numbers:
 2700 - Cover + aluminum retainer, 12' length
 2701L - Left End Cap
 2701R - Right End Cap
 2702 - Outside Corner
 2703 - Inside Corner (Solid Colors Only)
 NOTE: Add prefix "G2" for G2 BioBlend®.
 Add suffix "W" for Woodlands.




200 Wall Guard

Height: 1 1/8"
 Material: Rigid Vinyl or G2 BioBlend®
 Colors: Solid
 Part Numbers:
 200 - Cover + aluminum retainer, 12' length
 201 - End Cap
 202 - Outside Corner
 202135 - 135° Outside Corner
 207 - Inside Corner
 NOTE: Add prefix "G2" for G2 BioBlend®.



500 Wall Guard

Height: 3"
 Material: Rigid Vinyl or G2 BioBlend®
 Colors: Solid
 Part Numbers:
 500 - Cover + aluminum retainer, 12' length
 502 - End Cap
 503 - Outside Corner
 507 - Inside Corner
 501 - Optional 1/2" thick 2" dia. rubber spacer
 NOTE: Add prefix "G2" for G2 BioBlend®.



Cart Guard


Height: 1" or 2"
 Material: Flexible Vinyl
 Colors: Stock colors - Beige, Blue, Gray, Red, Black
 Part Numbers:
 1" High
 MB10 - 1" Mounting Base - 6' or 12' sections
 MT15FX - 1" Flexible Top - 72' roll
 ME10 - Snap-on End Cap
 MC10 - Snap-on Outside Corner
 2" High
 MB20 - 2" Mounting Base - 6' or 12' sections
 MT25FX - 2" Flexible Top - 72' roll
 ME20 - Snap-on End Cap
 MC20 - Snap-on Outside Corner






1300 Wall Guard

Height: 4 1/16"
 Material: Rigid Vinyl or G2 BioBlend®
 Colors: Solid
 Part Numbers:
 1300 - Cover, aluminum retainer + bumper,
 12' length
 1302 - End Cap
 1303 - Outside Corner
 1307 - Inside Corner
 501 - Optional 1/2" thick x 2" dia. rubber spacer
 NOTE: Add prefix "G2" for G2 BioBlend®.




1400 Wall Guard

Height: 4"
 Material: Rigid Vinyl or G2 BioBlend®
 Colors: Solid, Woodlands™
 Retainer Options: Continuous or Abbreviated
 Part Numbers:
 1400 - Cover, aluminum retainer + bumper,
 12' length
 1402 - End Cap
 1403 - Outside Corner
 1407 - Inside Corner
 501 - Optional 1/2" thick x 2" dia. rubber spacer
 NOTE: Add prefix "G2" for G2 BioBlend®.
 Add suffix "W" for Woodlands. Add suffix
 "I" for Abbreviated Retainer.




1500 Wall Guard

Height: 5"
 Material: Rigid Vinyl or G2 BioBlend®
 Colors: Solid, Woodlands™
 Retainer Options: Continuous or Abbreviated
 Part Numbers:
 1500 - Cover, aluminum retainer + bumper,
 12' length
 1501L - Left End Cap
 1501R - Right End Cap
 1502 - Outside Corner
 1503 - Inside Corner
 1601 - Optional 1/2" thick 4" oval rubber spacer
 NOTE: Add prefix "G2" for G2 BioBlend®.
 Add suffix "W" for Woodlands. Add suffix
 "I" for Abbreviated Retainer.



1600 Wall Guard

Height: 6"
 Material: Rigid Vinyl or G2 BioBlend®
 Colors: Solid, Woodlands™
 Retainer Options: Continuous or Abbreviated
 Part Numbers:
 1600 - Cover, aluminum retainer
 + bumper, 12' length
 1622 - End Cap
 1623 - Outside Corner
 1627 - Inside Corner
 1606A - Optional Aluminum Splice
 1601 - Optional 1/2" thick 4" oval rubber spacer
 NOTE: Add prefix "G2" for G2 BioBlend®.
 Add suffix "W" for Woodlands. Add
 suffix "I" for Abbreviated Retainer.



700 Wall Guard

Height: 7 3/4"
 Material: Rigid Vinyl or G2 BioBlend®
 Colors: Solid, Woodlands™
 Retainer Options: Continuous or Abbreviated
 Part Numbers:
 700 - Cover, aluminum retainer + bumper,
 12' length
 701 - End Cap
 702 - Outside Corner
 707 - Inside Corner (Solid Colors Only)
 706A - Optional Aluminum Splice
 1601 - Optional 1/2" thick 4" oval rubber spacer
 NOTE: Add prefix "G2" for G2 BioBlend®.
 Add suffix "W" for Woodlands. Add suffix
 "I" for Abbreviated Retainer.



1800 Wall Guard

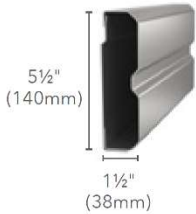
Height: 8"
 Material: Rigid Vinyl or G2 BioBlend®
 Colors: Solid, Woodlands™
 Retainer Options: Continuous or Abbreviated
 Part Numbers:
 1800 - Cover, aluminum re-
 tainer + bumper, 12' length
 1801L - Left End Cap
 1801R - Right End Cap
 1802 - Outside Corner
 1803 - Inside Corner
 706A - Optional Aluminum Splice
 1601 - Optional 1/2" thick 4" oval rubber spacer
 NOTE: Add prefix "G2" for G2 BioBlend®.
 Add suffix "W" for Woodlands. Add
 suffix "I" for Abbreviated Retainer.





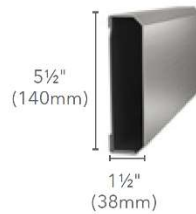
30SS Wall Guard

Height: 5½"
 Material: Stainless Steel, Type 430 and Type 304 alloy
 Part Numbers:
 30SS - 5½" High Stainless Steel Wall Guard
 30SSLEC - Stainless Steel Left End Cap
 30SSREC - Stainless Steel Right End Cap
 30SSRS - Stainless Steel Retainer Support
 NOTE: Contains up to 75% post-consumer recycled material. Factory pre-cut sections fabricated to field measurements. Non-returnable.



31SS Wall Guard

Height: 5½"
 Material: Stainless Steel, Type 304 alloy
 Part Numbers:
 31SS - 5½" High Stainless Steel Wall Guard
 31SSLEC - Stainless Steel Left End Cap
 31SSREC - Stainless Steel Right End Cap
 30SSRS - Stainless Steel Retainer Support
 NOTE: Contains up to 75% post-consumer recycled material. Factory pre-cut sections fabricated to field measurements. Non-returnable.



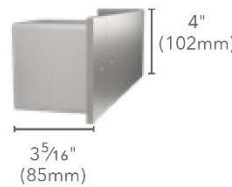
50SS Wall Guard

Height: 4"
 Material: Stainless Steel, Type 304 alloy
 Part Numbers:
 50SS/50SSH - 4" High Stainless Steel Wall Guard
 50SSLR - Stainless Steel Left Return
 50SSRR - Stainless Steel Right Return
 50SSOC - Stainless Steel Outside Corner
 50SSIC - Stainless Steel Inside Corner
 50SSBK - Aluminum Bracket
 50SSHBK - Aluminum Bracket
 NOTE: Contains up to 75% post-consumer recycled material. Factory pre-cut sections fabricated to field measurements. Non-returnable.



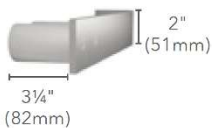
51SS Wall Guard

Height: 4"
 Material: Stainless Steel, Type 304 alloy
 Part Numbers:
 51SS - 4" High Stainless Steel Wall Guard
 51SSLR - Stainless Steel Left Return
 51SSRR - Stainless Steel Right Return
 51SSOC - Stainless Steel Outside Corner
 51SSIC - Stainless Steel Inside Corner
 51SSBK - Aluminum Bracket
 NOTE: Contains up to 75% post-consumer recycled material. Factory pre-cut sections fabricated to field measurements. Non-returnable.



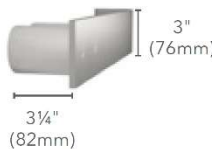
52SS Wall Guard

Height: 2"
 Material: Stainless Steel, Type 304 alloy
 Part Numbers:
 52SS - 2" High Stainless Steel Wall Guard
 52SSLR - Stainless Steel Left Return
 52SSRR - Stainless Steel Right Return
 52SSOC - Stainless Steel Outside Corner
 52SSIC - Stainless Steel Inside Corner
 52SSBK - Stainless Steel Bracket
 NOTE: Contains up to 75% post-consumer recycled material. Factory pre-cut sections fabricated to field measurements. Non-returnable.



53SS Wall Guard

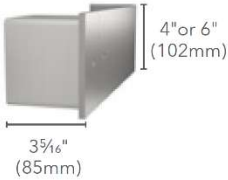
Height: 3"
 Material: Stainless Steel, Type 304 alloy
 Part Numbers:
 53SS - 3" High Stainless Steel Wall Guard
 53SSRR - Stainless Steel Right Return
 53SSLR - Stainless Steel Left Return
 53SSIC - Stainless Steel Inside Corner
 53SSOC - Stainless Steel Outside Corner
 52SSBK - Stainless Steel Bracket
 NOTE: Contains up to 75% post-consumer recycled material. Factory pre-cut sections fabricated to field measurements. Non-returnable.





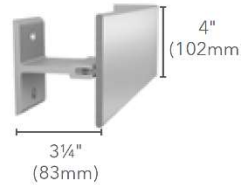
56SS Wall Guard

Height: 4" or 6"
 Material: Stainless Steel, Type 304 alloy
 Part Numbers:
 56SSF - 4" High Stainless Steel Wall Guard
 56SSB - 6" High Stainless Steel Wall Guard
 56SSFLR - Stainless Steel Left Return
 56SSFR - Stainless Steel Right Return
 56SSFOC - Stainless Steel Outside Corner
 56SSFIC - Stainless Steel Inside Corner
 51SSBK - Stainless Steel Bracket
 NOTE: Contains up to 75% post-consumer recycled material. Factory pre-cut sections fabricated to field measurements. Non-returnable.



50AA Wall Guard

Height: 4"
 Material: Aluminum
 Part Numbers:
 50AA - 4" High Aluminum Wall Guard, 12'
 50AALR - Aluminum Left Return
 50AARR - Aluminum Right Return
 50AAIC - Aluminum Inside Corner
 50AAOC - Aluminum Outside Corner
 50AABK - Aluminum Bracket
 NOTE: Contains up to 75% post-consumer recycled material. Material field cut on-site.



Clear Wall Guard

Height: 3" or 4"
 Material: Clear PETG
 Part Numbers:
 83 - 3" x 8' Wall Guard
 84 - 4" x 8' Wall Guard
 Installation: Apply with plastic anchors and chrome plated screws. Comes with pre-drilled mounting holes.



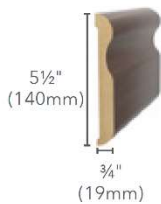
NuTree® Wall Guard

Thickness: 1/2" - 1 1/2"
 Height: 5 1/2" - 9 1/2"
 Material: High Density Polyethylene (HDPE)
 Colors: Stock Colors - Black, Weather Wood, Dove Gray, Sandstone
 Part Numbers:
 NT- 140, 1/2" Thick x 8" High x 12' L
 NT- 518, 1" Thick x 5 1/2" High x 12' L
 NT - 690, 1 1/2" Thick x 5 1/2" High x 12' L
 NT - 694, 1 1/2" Thick x 7 1/2" High x 12' L
 NT - 695, 1 1/2" Thick x 9 1/2" High x 12' L
 NOTE: Lead times may vary. Custom sizes, shapes and colors available with minimums. Hardware provided by others.



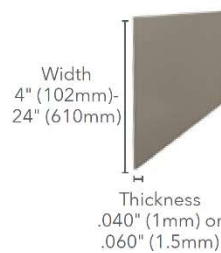
CR12 Chair Rail

Height: 5 1/2"
 Material: Bamboo-Natural or Carbonized, Red Oak, Maple, Ash or Unfinished Poplar
 Colors: Northern Hardwoods®, Solid (insert), Woodlands™ (insert), Elements™ (insert)
 Visit inpro.com to see all of our real wood Chair Rails. Northern Hardwoods® Chair Rails are custom products and not returnable.



Palladium® Rubrail

Height: 4" - 24"
 Thickness: .040" or .060"
 Material: Rigid Vinyl or G2 BioBlend®
 Colors: Solid, Woodlands™, Elements™ (Rigid Vinyl only)
 Part Numbers:
 R4 - .040" Thick, 4" to 24" High x 96" Long
 R6 - .060" Thick, 4" to 24" High x 96" Long
 Top/bottom edges factory beveled.
 Installation: Affix with 3M™ Fastbond 30, Inpro® Bond Adhesive.
 NOTE: Add prefix "G2" for G2 BioBlend®. Add suffix "W" for Woodlands™ or suffix "E" for Elements™. Rubrails are custom products and are not returnable.







Our Lady of the Lakes Children's Hospital | Baton Rouge, LA
2000 Series Handrail, 1800 Series Wall Guards, Stainless Steel Corner Guards



	2000	900 Series	HR9 Series	900SS	HR12
Page Number	72	72	72	73	75
Cost Index*	\$-\$\$\$	\$-\$\$\$\$	\$\$\$	\$\$\$	\$\$\$
Colors	Solid Colors Woodlands™	Solid Colors Woodlands™	Northern Hardwoods®		Northern Hardwoods®
Height	1¼"	1½" - 1½" Oval/Round	1½" - 1½" Oval/Round	1½" - 1½" Oval/Round	5 ½"
Wall Distance	3¾"	3"	3"	3"	4"
Ligature-Resistant Option					
Material Options	Rigid Vinyl G2 BioBlend®** Stainless Steel (Brackets, Returns, Corners)	Rigid Vinyl G2 BioBlend®** Aluminum Stainless Steel Powder Coated Aluminum	Solid Wood Stainless Steel (Brackets, Returns, Corners)	Stainless Steel	Solid Wood
For Sale Online	✔	✔			

*Price information given is based on a range for product price only, with \$ representing the most economical choice and \$\$\$\$ representing the most premium choice when comparing products of equal materials, finishes and options. Other cost considerations like shipping, taxes, minimum order charges, etc. are not accounted for in this range.

**G2 BioBlend® available in Solid Colors only.

handrail

Selection Guide



3100 Series	3500 Series	1000	800	1200
74	74	73	73	73
\$\$-\$\$\$	\$\$-\$\$\$\$	\$	\$\$	\$\$\$
Solid Colors Woodlands™ Northern Hardwoods®	Solid Colors Woodlands™ Northern Hardwoods® Fusions™	Solid Colors Woodlands™	Solid Colors Woodlands™	Solid Colors
5¾" - 6⅞" Oval/Round	7½" - 7⅞" Oval/Round	45/16"	5½"	6½"
3"	3" - 3⅞"	2 15/16"	3"	3"
✓		✓	✓	✓
Rigid Vinyl G2 BioBlend®** Solid Wood	Rigid Vinyl G2 BioBlend®** Solid Wood Stainless Steel Powder Coated Aluminum	Rigid Vinyl G2 BioBlend®**	Rigid Vinyl G2 BioBlend®**	Rigid Vinyl G2 BioBlend®**
		✓	✓	✓

more options

Bariatric Handrail

According to the Facility Guidelines Institute (FGI) 2010 Guidelines, facilities must now design for patients ranging in weight from 350lbs up to 1,000lbs. The Bariatric Handrail will support weights up to 1,000lbs when installed per manufacturer's guidelines. See our website or ask a sales representative for more information.

Ligature-Resistant Handrails

Specifically designed for behavioral health units, our Ligature-Resistant Continuous Mounting Bracket eliminates the gap between drywall and handrail along the entire length of the 800, 1000, 1100, 1200 and 3100 handrails.

NOTE: While these products are designed for behavioral health applications, they do not guarantee patient safety.



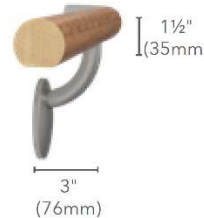
900 M Handrail

Material: Powder-coated Aluminum, Stainless Steel (Brackets, Returns, Corners)
 Colors: Metal Tones, Fusions™ Patterns
 Part Numbers:
 900M - 1½" dia. Handrail with Powder Coat Finish, 12'
 910SS - Stainless Steel Mounting Bracket
 910MSS - Powder Coated Bracket
 RET9SS - Stainless Steel Return
 RET9PC - Powder Coated Return
 CRN9SS - Stainless Steel Inside/Outside Corner
 CRN9PC - Powder Coated Inside/Outside Corner



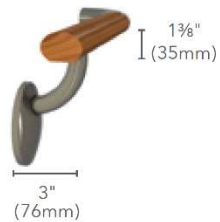
HR910 Round Handrail

Material: Northern Hardwoods®, Stainless Steel (Brackets, Returns, Corners)
 Colors: Northern Hardwood® Stain Colors
 Part Numbers:
 HR910 - 1½" grip round wood handrail (per LF)
 910SS - Stainless Steel Bracket
 RET9SS - Stainless Steel Return (standard)
 CRN9SS - Stainless Steel Corner 90° (standard)
 HR912 - Wood Return (custom)
 HR914 - Wood Corner (custom)
 SPL9SS - Stainless Steel Splice
 NOTE: Available in stock lengths only. Add suffix "O" for oak, "M" for maple, "A" for Ash or "B" for Bamboo, along with stain finish. Wood handrail is custom and non-returnable. Bamboo provided in 6'-6" lengths.



HR920 Oval Handrail

Material: Northern Hardwoods®, Stainless Steel (Brackets, Returns, Corners)
 Colors: Northern Hardwood® Stain Colors
 Part Numbers:
 HR920 - 1½" grip oval wood handrail (per LF)
 910SS - Stainless Steel Bracket
 RET920SS - Stainless Steel Oval Return (standard)
 CRN920SS - Stainless Steel Oval Corner 90° (standard)
 HR922 - Oval Wood Return (custom)
 HR924 - Oval Wood Corner (custom)
 SPL920SS - Oval Stainless Steel Splice
 NOTE: Available in stock lengths only. Add suffix "O" for oak, "M" for maple, "A" for Ash or "B" for Bamboo, along with stain finish. Wood handrail is custom and non-returnable. Bamboo provided in 6'-6" lengths.



910 Round Handrail

Material: Rigid Vinyl or G2 BioBlend®
 Colors: Solids, Woodlands™
 Part Numbers:
 910 - 1½" dia. round with Cover and Aluminum Retainer
 908 - Mounting Bracket
 909SS - Stainless Steel Mounting Bracket
 912 - Left Return
 912SS - Stainless Steel Return
 913 - Right Return
 914 - Inside/Outside Corner 90°
 914SS - Stainless Steel Inside/Outside Corner 90°
 NOTE: Add prefix "G2" to part number for G2 BioBlend®. Add suffix "FV" for Woodlands™ finish.



920 Oval Handrail

Material: Rigid Vinyl or G2 BioBlend®
 Colors: Solids, Woodlands™
 920 - 1½" dia. oval w/cover + aluminum
 908 - Mounting Bracket
 909SS - Stainless Steel Mounting Bracket
 922 - Left Return
 922SS - Stainless Steel Return
 923 - Right Return
 924 - Inside/Outside Corner 90°
 924SS - Stainless Steel Inside/Outside Corner 90°
 NOTE: Add prefix "G2" to part number for G2 BioBlend®. Add suffix "FV" for Woodlands™ finish.



2000 Handrail

Material: Rigid Vinyl or G2 BioBlend®
 Colors: Solid, Woodlands™
 Part Numbers:
 2000 - 1¼" Height, 2¼" Grip with Cover and Aluminum Retainer, 12'
 2001 - Mounting Bracket
 2001SS - Stainless Steel Mounting Bracket
 2002 - Left Return
 2003 - Right Return
 2004 - Inside/Outside Corner 90°
 2004135 - Inside/Outside Corner 135°
 906 - Splice
 NOTE: Add prefix "G2" for G2 BioBlend®. Add suffix "W" for Woodlands™ finish.





900 Round Stainless Steel Handrail

Material: Type 304 Stainless Steel
 Color: #4 Brushed Finish
 900SSR-FT - 1½" Round Stainless Steel Handrail (per LF)
 909SS-SDL - Stainless Steel Mounting Bracket
 902SSR-RET - Stainless Steel Return
 903SSR-COR - Stainless Steel Corner 90°
 906SSR-SPL - Stainless Steel Splice*
 *Pre-configured custom product
 Not returnable.



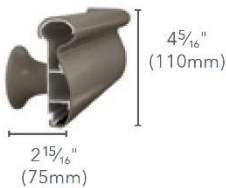
900 Oval Stainless Steel Handrail

Material: Type 304 Stainless Steel
 Color: #4 Brushed Finish
 Part Numbers:
 900SSO-FT - 1⅜" oval Stainless Steel Handrail (per LF)
 909SS-SDL - Stainless Steel Mounting Bracket
 902SSO-RET - Stainless Steel Oval Return
 903SSO-COR - Stainless Steel Oval Corner 90°
 906SSO-SPL - Stainless Steel Oval Splice*
 *Pre-configured custom product.
 Not returnable.



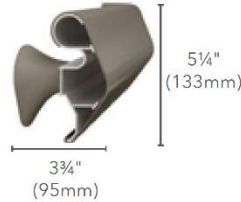
1000 Handrail

Material: Rigid Vinyl or G2 BioBlend®
 Colors: Solid, Woodlands™
 Part Numbers:
 1000 - 4⅝" Height with Cover and Aluminum Retainer, 12'
 1001 - Handrail Mounting Bracket
 1002 - Left Return
 1003 - Right Return
 1004 - Outside Corner 90°
 1004135 - Outside Corner 135°
 1005 - Inside Corner 90°
 1005135 - Inside Corner 135°
 804 - Splice
 CBRKLF - Continuous Mounting Bracket
 NOTE: Add prefix "G2" for G2 BioBlend®, Add suffix "W" to part number for Woodlands™ finish.



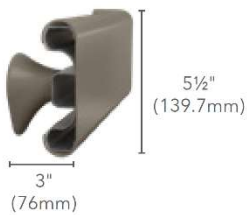
1100 Handrail

Material: Rigid Vinyl or G2 BioBlend®
 Colors: Solid
 Part Numbers:
 1100 - 5¼" Height with Cover and Aluminum Retainer, 12'
 801 - Mounting Bracket
 1102 - Left Return
 1103 - Right Return
 1104 - Outside Corner 90°
 804 - Splice
 CBRKLF - Continuous Mounting Bracket
 NOTE: Add prefix "G2" for G2 BioBlend®.



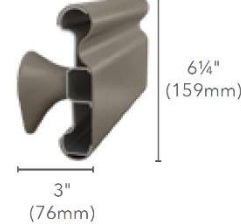
800 Handrail


Material: Rigid Vinyl or G2 BioBlend®
 Colors: Solid, Woodlands™
 Part Numbers:
 800 - 5½" Height with Cover and Aluminum Retainer, 12'
 801 - Mounting Bracket
 802 - Return
 803 - Outside Corner
 803135 - 135° Outside Corner
 804 - Splice
 805 - Inside Corner
 805135 - 135° Inside Corner
 CBRKLF - Continuous Mounting Bracket
 NOTE: Add prefix "G2" for G2 BioBlend®, Add suffix "W" to part number for Woodlands™ finish.



1200 Handrail

Material: Rigid Vinyl or G2 BioBlend®
 Colors: Solid
 Part Numbers:
 1200 - 6¼" Height with Cover and Aluminum Retainer, 12'
 801 - Mounting Bracket
 1202 - Left Return
 1203 - Right Return
 1204 - Outside Corner 90°
 1204135 - Outside Corner 135°
 1205 - Inside Corner 90°
 1205135 - Inside Corner 135°
 804 - Splice
 CBRKLF - Continuous Mounting Bracket
 NOTE: Add prefix "G2" for G2 BioBlend®.





3100 Series Handrail

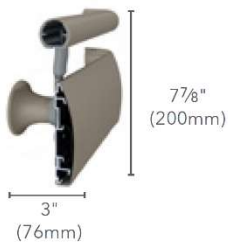
Size: 6 1/8" overall height, 1 1/2" grip top rail with 4" bumper rail - 12' length

Material: Rigid Vinyl or G2 BioBlend®
Colors: Solid, Woodlands™, Northern Hardwoods®

Part Numbers:

- 3110 - Round - Vinyl or G2 Top Rail
- 3120 - Round - Wood Top Rail
- 3112 - Round - Left Return
- 3113 - Round - Right Return
- 3114 - Round - Outside Corner 90°
- 3115 - Round - Inside Corner 90°
- 3130 - Oval - Vinyl or G2 Top Rail
- 3140 - Oval - Wood Top Rail
- 3132 - Oval - Left Return
- 3133 - Oval - Right Return
- 3134 - Oval - Outside Corner 90°
- 3135 - Oval - Inside Corner 90°
- 804 - Splice
- 1001 - Mounting Bracket

Finish Options (select top and bottom rail and add as suffix to part number):
 VV - Vinyl Top/Vinyl Bottom
 FVV - Woodland Top/Vinyl Bottom
 VFV - Vinyl Top/Woodland Bottom
 FVFV - Woodland Top/Woodland Bottom
 WV - Wood Top/Vinyl Bottom (specify oak, maple, ash or bamboo)
 WFV - Wood Top/Woodland Bottom (specify oak, maple, ash or bamboo)
 NOTE: Add prefix "G2" for G2 BioBlend®. Ligature-Resistant bracket available. 3120W/3140W is a custom product. Minimums apply and product is not returnable. Wood grip sold in lengths of 8'-13". Bamboo provided in 6'-6" lengths.



3500 Series Handrail

Size: 7 7/8" overall height, 1 1/2" grip top rail with 5" bumper rail - 12' length

Material: Rigid Vinyl, G2 BioBlend® or Northern Hardwoods® (top rail only)
Colors: Solid, Woodlands™, Northern Hardwoods®

Part Numbers:

- 3510 - Round - Vinyl or G2 Top Rail
- 3520 - Round - Wood Top Rail
- 3512 - Round - Left Return
- 3513 - Round - Right Return
- 3514 - Round - Outside Corner 90°
- 3515 - Round - Inside Corner 90°
- 3530 - Oval - Vinyl or G2 Top Rail
- 3540 - Oval - Wood Top Rail
- 3532 - Oval - Left Return
- 3533 - Oval - Right Return
- 3534 - Oval - Outside Corner 90°
- 3535 - Oval - Inside Corner 90°
- 804 - Splice
- 3501 - Stainless Steel Mounting Stem with plastic Bracket
- 3511 - Dual Bracket

Finish options (select top and bottom rail and add as suffix to part number):
 VV - Vinyl Top/Vinyl Bottom
 FVV - Woodland Top/Vinyl Bottom
 VFV - Vinyl Top/Woodland Bottom
 FVFV - Woodland Top/Woodland Bottom
 WV - Wood Top/Vinyl Bottom (specify oak, maple, ash or bamboo)
 WFV - Wood Top/Woodland Bottom (specify oak, maple, ash or bamboo)
 NOTE: Many 3500 handrails are custom products and are not returnable. Add prefix "G2" for G2 BioBlend®. Also available in stainless steel and metal tones. Contact your sales rep for part number details. 3500MX - US Patent No. 8,070,137 B2

patterns + colorways



Woodlands™ Faux-Wood



Standard Solid Colors



Elements™ Patterns



Northern Hardwoods®

Woodlands™ Faux-Wood



Nature Maple | 0531 ✓



Sugar Maple | 0548



Santa Rosa Oak | 0532



Beechnut | 0539



Applewood | 0537 ✓



Chatsworth Oak | 0533



American Teak | 0553



Honey Nut | 0535 ✓



Amber Cherry | 0547 ✓



Boston Cherry | 0534



Shaker Cherry | 0549



Crown Cherry | 0545



Hazelwood | 0536



Coffee Bean | 0546




American Walnut | 0555 ✓


✓ Indicates one of the best selling colors/patterns. Check with your sales representative for availability as inventory levels are typically higher with such colors. Stock levels change daily and certain limitations and order sizes may apply.

📄 Order FREE samples at acculine.com.au for a more accurate colour representation.

Patterns and Colorways

Solid Colors



 Indicates one of the best selling colors/patterns. Check with your sales representative for availability as inventory levels are typically higher with such colors. Stock levels change daily and certain limitations and order sizes may apply. Please visit inpro.com to see discontinued colors not shown.

 Order FREE samples at acculine.com.au for a more accurate colour representation.



✓ Indicates one of the best selling colors/patterns. Check with your sales representative for availability as inventory levels are typically higher with such colors. Stock levels change daily and certain limitations and order sizes may apply. Please visit inpro.com to see discontinued colors not shown.

📄 Order FREE samples at acculine.com.au for a more accurate colour representation.

Patterns and Colorways

Elements™ Patterns



Brushed Silver | 5E025



Brushed Nickel | 5E026



Smooth Bronze | 5E027



NEW! Barrel Oak | 5E048



NEW! Ashwood Plank | 5E047



Smoked Stratus | 5E031



Trestle Nut | 5E032



Washed Walnut | 5E030



Wisp | 5E012



Fiber Sand | 5E017



Fiber Terra | 5E018



Boulder | 5E019



Fiber Stone | 5E029



Fiber Fossil | 5E028



Glimpse | 5Z112

Elements™ Patterns available for Rigid Sheet, Tape-On Corner Guards, and Wall Panels only.

 Order FREE samples at acculine.com.au for a more accurate colour representation.

Tools + Adhesives



Inpro® Bond Adhesive

531 - 1 Gallon
541 - 5 Gallon

- Adhere Palladium® Rigid Sheet and Rubrails firmly to the wall.
- Water-based, trowel-on mastic.
- Allows for repositioning during installation.
- Non-flammable and virtually odorless.
- Mold and mildew resistant does not promote the growth of bacteria.
- Freeze-thaw stable adhesive allows shipping during any time of the year.
- 1 gallon will adhere approximately four 4' x 8' sheets.
- 5 gallons will adhere approximately 21, 4' x 8' sheets.



Fastbond 30 Contact Cement

520 - 1 Quart
510 - 1 Gallon
505 - 5 Gallon

- Adhere Palladium® Rigid Sheet, Rubrails, Kickplates, Custom Formed Door Frame Guards and Vinyl Door Edge Protectors.
- Water-based, high strength contact adhesive.
- Non-flammable and virtually odor free.
- 1 gallon adheres approximately eleven 4' x 8' sheets.
- 1 quart adheres approximately (30) 36" high and (23) 48" high Door Frame Guards.



Notched Trowel

545 - Trowel

- Specifically designed to quickly and uniformly spread Inpro Bond and XT-2000 adhesives.
- Custom designed 1/8" v-notch increases adhesive coverage.



Extension Roller

333 - Extension Roller

- Aids in the installation of Palladium® Rigid Vinyl Sheet, Kickplates and Rubrails.
- Features a telescoping handle, triple roller and raised grip.



Vinyl Remover Tool

340 - Vinyl Removal Tool

- Designed with an offset, smooth blade for safe and easy removal of vinyl covers for replacement or maintenance.
- Non-slip textured vinyl grip for comfort and control.
- Can be used on all vinyl covers for handrails, wall guards, chair rails and corner guards.



Exclusive Distributor of Inpro Products

ACCULINE ARCHITECTURAL SYSTEMS

135-139 Northcorp Boulevard, Broadmeadows VIC 3047
PO Box 451, Somerton VIC 3062

P: 03 9334 5911

E: sales@acculine.com.au

W: www.acculine.com.au

inpro®

obsessed with protecting buildings™

How they look. How they function.
And how they protect the health and safety
of the people who use them every day.

That's why we make hundreds of architectural
products all under one roof and work tirelessly to
make sure you and your buildings succeed.

Yeah, we are obsessed. But we wouldn't
have it any other way.

inpro.com

800.222.5556

World Headquarters
580 W18766 Apollo Drive
Muskego, WI 53150 USA

IPC® Door + Wall Protection
Ascend® Elevator Protection
Juniper® Commercial Window Treatments
Clickeze® Privacy Systems
Endurant® Washroom Systems
SignScape® Architectural Signage
JointMaster® Expansion Joint Systems

©2020 Inpro Corporation

